

INTERBORO SCHOOL DISTRICT

**FINANCIAL STATEMENTS
AND SINGLE AUDIT**

For the Year Ended June 30, 2018

INTERBORO SCHOOL DISTRICT

TABLE OF CONTENTS

	<u>Page</u>
INDEPENDENT AUDITOR’S REPORT	1
MANAGEMENT’S DISCUSSION AND ANALYSIS (Unaudited)	4
BASIC FINANCIAL STATEMENTS	
Government-Wide Financial Statements	
Statement of Net Position	13
Statement of Activities	14
Fund Financial Statements	
<i>Governmental Funds</i>	
Balance Sheet	15
Reconciliation of Total Governmental Fund Balances to Net Position of Governmental Activities	16
Statement of Revenues, Expenditures, and Changes in Fund Balances	17
Reconciliation of Governmental Funds Statement of Revenues, Expenditures and Changes in Fund Balances to the Statement of Activities	18
<i>Proprietary Funds</i>	
Statement of Net Position	19
Statement of Revenues, Expenses and Changes in Net Position	20
Statement of Cash Flows	21

INTERBORO SCHOOL DISTRICT

TABLE OF CONTENTS, continued

	<u>Page</u>
<i>Fiduciary Funds</i>	
Statement of Fiduciary Net Position	22
Statement of Changes in Fiduciary Net Position	23
Notes to Basic Financial Statements	24
 REQUIRED SUPPLEMENTARY INFORMATION	
Schedule of the District's Proportionate Share of the Net Pension Liability	53
Schedule of District Contributions – Pension Plan	54
Schedule of Changes in Other Post-employment Benefits Liability – Single Employer Plan	55
Schedule of the District's Proportionate Share of the Net Other Post- Employment Benefits Liability – PSERS Cost Sharing Plan	56
Schedule of District Other Post-employment Benefit Plan Contributions – PSERS Cost Sharing Plan	57
Budgetary Comparison Schedule	58
Notes to Required Supplementary Information	59
 SUPPLEMENTARY INFORMATION	
Schedule of Expenditures of Federal Awards and Certain State Grants	61
Notes to Schedule of Expenditures of Federal Awards And Certain State Grants	62
Summary Schedule of Prior Audit Findings	63
Independent Auditor's Report on Internal Control Over Financial Reporting and on Compliance and Other Matters Based on an Audit of Financial Statements Performed in Accordance with Government Auditing Standards	64

INTERBORO SCHOOL DISTRICT

TABLE OF CONTENTS, continued

Independent Auditor's Report on Compliance for Each Major Program and on Internal Control Over Compliance Required by the Uniform Guidance	66
Schedule of Findings and Questioned Costs	68



INDEPENDENT AUDITOR'S REPORT

To the Board of School Directors
INTERBORO SCHOOL DISTRICT
Prospect Park, Pennsylvania

Report on the Financial Statements

We have audited the accompanying financial statements of the governmental activities, the business-type activities, each major fund and the aggregate remaining fund information of INTERBORO SCHOOL DISTRICT, Pennsylvania, as of and for the year ended June 30, 2018, and the related notes to the financial statements, which collectively comprise INTERBORO SCHOOL DISTRICT, Pennsylvania's basic financial statements as listed in the table of contents.

Management's Responsibility for the Financial Statements

Management is responsible for the preparation and fair presentation of these financial statements in accordance with accounting principles generally accepted in the United States of America; this includes the design, implementation, and maintenance of internal control relevant to the preparation and fair presentation of financial statements that are free from material misstatement, whether due to fraud or error.

Auditor's Responsibility

Our responsibility is to express opinions on these financial statements based on our audit. We conducted our audit in accordance with auditing standards generally accepted in the United States of America and the standards applicable to financial audits contained in *Government Auditing Standards*, issued by the Comptroller General of the United States. Those standards require that we plan and perform the audit to obtain reasonable assurance about whether the financial statements are free from material misstatement.

An audit involves performing procedures to obtain audit evidence about the amounts and disclosures in the financial statements. The procedures selected depend on the auditor's judgment, including the assessment of the risks of material misstatement of the financial statements, whether due to fraud or error. In making those risk assessments, the auditor considers internal control relevant to the entity's preparation and fair presentation of the financial statements in order to design audit procedures that are appropriate in the circumstances, but not for the purpose of expressing an opinion on the effectiveness of the entity's internal control. Accordingly, we express no such opinion. An audit also includes evaluating the appropriateness of accounting policies used and the reasonableness of significant accounting estimates made by management, as well as evaluating the overall presentation of the financial statements.

We believe that the audit evidence we have obtained is sufficient and appropriate to provide a basis for our audit opinions.

Opinions

In our opinion, the financial statements referred to above present fairly, in all material respects, the respective financial position of the governmental activities, the business-type activities, each major fund and the aggregate remaining fund information of the INTERBORO SCHOOL DISTRICT, Pennsylvania as of June 30, 2018, and the respective changes in financial position, and, where applicable, cash flows thereof for the year then ended in accordance with accounting principles generally accepted in the United States of America.

Other Matters

Required Supplementary Information

Accounting principles generally accepted in the United States of America require that the management's discussion and analysis, schedules of the district's proportionate share of the net pension liability and net other post-employment benefits liability, schedules of district contributions, schedule of changes in other post-employment benefits liability, and budgetary comparison information on pages 4 through 12 and pages 53 through 60, respectively, be presented to supplement the basic financial statements. Such information, although not a required part of the basic financial statements, is required by the Governmental Accounting Standards Board, who considers it to be an essential part of financial reporting for placing the basic financial statements in an appropriate operational, economic, or historical context. We have applied certain limited procedures to the required supplementary information in accordance with auditing standards generally accepted in the United States of America, which consisted of inquiries of management about the methods of preparing the information and comparing the information for consistency with management's responses to our inquiries, the basic financial statements, and other knowledge we obtained during our audit of the basic financial statements. We do not express an opinion or provide any assurance on the information because the limited procedures do not provide us with sufficient evidence to express an opinion or provide any assurance.

Other Information

Our audit was conducted for the purpose of forming opinions on the financial statements that collectively comprise INTERBORO SCHOOL DISTRICT, Pennsylvania's basic financial statements. The schedule of expenditures of federal awards and certain state grants is presented for purposes of additional analysis as required by Title 2 U.S. *Code of Federal Regulations* (CFR) Part 200, *Uniform Administrative Requirements, Cost Principles, and Audit Requirements for Federal Awards*, and is not a required part of the basic financial statements.

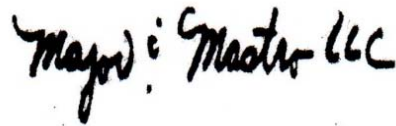
The schedule of expenditures of federal awards and certain state grants is the responsibility of management and was derived from and relates directly to the underlying accounting and other records used to prepare the basic financial statements. Such information has been subjected to the auditing procedures applied in the audit of the basic financial statements and certain additional procedures, including comparing and reconciling such information directly to the underlying accounting and other records used to prepare the basic financial statements or to the basic financial statements themselves, and other additional procedures in accordance with auditing standards generally accepted in the United States of America. In our opinion, the schedule of expenditures of federal awards and certain state grants is fairly stated in all material respects in relation to the basic financial statements as a whole.

Other Reporting Required by *Government Auditing Standards*

In accordance with *Government Auditing Standards*, we have also issued our report dated February 4, 2019, on our consideration of the INTERBORO SCHOOL DISTRICT, Pennsylvania's internal control over financial reporting and on our tests of its compliance with certain provisions of laws, regulations, contracts, and grant agreements and other matters. The purpose of that report is to describe the scope of our testing of internal control over financial reporting and compliance and the results of that testing, and not to provide an opinion on internal control over financial reporting or on compliance. That report is an integral part of an audit performed in accordance with *Government Auditing Standards* in considering INTERBORO SCHOOL DISTRICT, Pennsylvania's internal control over financial reporting and compliance.

February 4, 2019

MAJOR & MASTRO, LLC
Montgomeryville, Pennsylvania
Certified Public Accountants

Handwritten signature in black ink that reads "Major & Mastro LLC". The signature is written in a cursive, slightly slanted style.

INTERBORO SCHOOL DISTRICT

MANAGEMENT'S DISCUSSION AND ANALYSIS (Unaudited)

FOR THE YEAR ENDED JUNE 30, 2018

INTRODUCTION

Our discussion and analysis of Interboro School District's financial performance provides an overview of the District's financial activities for the fiscal year ended June 30, 2018.

FINANCIAL HIGHLIGHTS

- The liabilities and deferred inflows of resources of the Interboro School District's Governmental Activities exceeded its assets and deferred outflows at the close of the 2018 fiscal year by \$113,275,016 (negative net position). Total current assets exceed current liabilities by \$2,305,486. This compares with negative net position of \$108,776,334 (adjusted to reflect GASB Statement No. 75) and current assets exceeding current liabilities by \$5,220,006 at the close of the 2017 fiscal year. The negative net position is the result of recording the district's proportionate share of net pension liability and deferred pension amounts in accordance with GASB Statement No. 68 (implemented during 2015) and recording the District's proportionate share of postemployment benefits other than pensions liability and deferred amounts in accordance with GASB Statement No. 75 (implemented during 2018).
- As of the close of the current fiscal year, total fund balance for the General Fund was \$3,916,696, of which \$795,267 is committed for technology and bus leases for 2018/2019. In addition \$409,837 of the total fund balance is nonspendable for inventory and prepaid expenditures, while \$440,686 is restricted to special education and local contributions. The remaining unassigned fund balance is \$2,270,906. Total fund balance for the General Fund at the end of the 2017 fiscal year was \$4,416,553.

OVERVIEW OF THE FINANCIAL STATEMENTS

This discussion and analysis is intended to serve as an introduction to the Interboro School District's basic financial statements. The Interboro School District's basic financial statements comprise three components: 1) government-wide financial statements, 2) fund financial statements, and 3) notes to the financial statements. This report also contains other supplementary information in addition to the basic financial statements themselves.

Government-wide financial statements. The government-wide financial statements are designed to provide readers with a broad overview of the Interboro School District's finances, in a manner similar to a private-sector business.

The statement of net position presents information on all of the Interboro School District's assets and liabilities, with the difference between the two reported as net position.

The statement of activities presents information showing how the government's net position changed during the most recent fiscal year. All changes in net position are reported as soon as the underlying event giving rise to the change occurs, regardless of the timing of related cash flows. Thus, revenues

INTERBORO SCHOOL DISTRICT

MANAGEMENT'S DISCUSSION AND ANALYSIS (Unaudited)

and expenses are reported in this statement for some items that will only result in cash flows in future fiscal periods (e.g., uncollected taxes and earned but unused vacation leave).

Both of the government-wide financial statements distinguish functions of the Interboro School District that are principally supported by taxes and intergovernmental revenues (governmental activities) from other functions that are intended to recover all or a significant portion of their costs through user fees and charges (business-type activities). The governmental activities of the Interboro School District include general operations of public education.

Fund financial statements. A fund is a grouping of related accounts that is used to maintain control over resources that have been segregated for specific activities or objectives. The Interboro School District, like other state and local governments, uses fund accounting to ensure and demonstrate compliance with finance-related legal requirements. All of the funds of the Interboro School District can be divided into three categories: governmental funds, proprietary funds, and fiduciary funds.

Governmental funds - Governmental funds are used to account for essentially the same functions reported as governmental activities in the government-wide financial statements. However, unlike the government-wide financial statements, governmental fund financial statements focus on near-term inflows and outflows of spendable resources available at the end of the fiscal year. Such information may be useful in evaluating a government's near-term financing requirements.

Because the focus of governmental funds is narrower than that of the government-wide financial statements, it is useful to compare the information presented for governmental funds with similar information presented for governmental activities in the government-wide financial statements. By doing so, readers may better understand the long-term impact of the government's near-term financing decisions. Both the governmental fund balance sheet and the governmental fund statement of revenues, expenditures, and changes in fund balances provide a reconciliation to facilitate this comparison between governmental funds and governmental activities.

The Interboro School District maintains three individual governmental funds. Information is presented separately in the governmental fund balance sheet and in the governmental fund statement of revenues, expenditures, and changes in fund balances for the General Fund and the Bond Fund which are considered to be major funds. Data for the other fund is presented as a non-major fund.

The Interboro School District adopts an annual appropriated budget for its General Fund. A budgetary comparison schedule has been provided for the general fund to demonstrate compliance with this budget.

Proprietary funds. The Interboro School District maintains one proprietary fund which is Food Service. Enterprise funds are used to report the same functions presented as business-type activities in the government-wide financial statements.

Proprietary funds provide the same type of information in the government-wide financial statements, only in more detail. The proprietary fund financial statements provide separate information for the Food Service function.

INTERBORO SCHOOL DISTRICT

MANAGEMENT'S DISCUSSION AND ANALYSIS (Unaudited)

Fiduciary funds. Fiduciary funds are used to account for resources held for the benefit of parties outside the government. Fiduciary funds are not reflected in the government-wide financial statement because the resources of those funds are not available to support the Interboro School District's own programs. The accounting used for fiduciary funds is much like that used for proprietary funds.

Notes to the financial statements. The notes provide additional information that is essential to a full understanding of the data provided in the government-wide and fund financial statements.

Government-wide Financial Analysis

As noted earlier, net position may serve over time as a useful indicator of a government's financial position. Interboro School District's Governmental Activities had negative net position of \$113,275,016 at the close of the fiscal year ended June 30, 2018, and negative net position of \$108,776,334 at the close of the fiscal year ended June 30, 2017.

The following table reflects the current and prior year's information:

INTERBORO SCHOOL DISTRICT'S Net Position

	Governmental Activities		Business-type Activities		Totals	
	2018	2017 *	2018	2017	2018	2017 *
Current and other assets	\$ 13,387,213	\$ 16,478,584	\$ (84,237)	\$ (152,344)	\$ 13,302,976	\$ 16,326,240
Capital assets	54,806,634	54,714,416	458,045	504,854	55,264,679	55,219,270
Total assets	<u>\$ 68,193,847</u>	<u>\$ 71,193,000</u>	<u>\$ 373,808</u>	<u>\$ 352,510</u>	<u>\$ 68,567,655</u>	<u>\$ 71,545,510</u>
Deferred outflow s of resources	<u>\$ 21,128,633</u>	<u>\$ 22,670,426</u>	<u>\$</u>	<u>\$</u>	<u>\$ 21,128,633</u>	<u>\$ 22,670,426</u>
Long-term liabilities						
Outstanding	\$ 190,415,522	\$ 190,677,782	\$	\$ 15,000	\$ 190,415,522	\$ 190,692,782
Other liabilities	11,081,727	11,258,578	82,490	94,834	11,164,217	11,353,412
Total liabilities	<u>\$ 201,497,249</u>	<u>\$ 201,936,360</u>	<u>\$ 82,490</u>	<u>\$ 109,834</u>	<u>\$ 201,579,739</u>	<u>\$ 202,046,194</u>
Deferred inflow s of resources	<u>\$ 1,100,247</u>	<u>\$ 703,400</u>	<u>\$</u>	<u>\$</u>	<u>\$ 1,100,247</u>	<u>\$ 703,400</u>
Net Position:						
Invested in capital assets,						
net of related debt	\$ (1,009,655)	\$ (716,404)	\$ 443,045	\$ 474,854	\$ (566,610)	\$ (241,550)
Restricted for capital projects	106,999	2,165,567			106,999	2,165,567
Restricted for special education	27,608	38,174			27,608	38,174
Restricted for contributions	413,078	109,555			413,078	109,555
Unrestricted	(112,813,046)	(110,373,226)	(151,727)	(232,178)	(112,964,773)	(110,605,404)
Total net position	<u>\$ (113,275,016)</u>	<u>\$ (108,776,334)</u>	<u>\$ 291,318</u>	<u>\$ 242,676</u>	<u>\$ (112,983,698)</u>	<u>\$ (108,533,658)</u>

* 2017 is adjusted to reflect implementation of GASB Statement No. 75 for other post-employment benefits.

INTERBORO SCHOOL DISTRICT

MANAGEMENT'S DISCUSSION AND ANALYSIS (Unaudited)

Governmental activities. Governmental activities decreased the Interboro School District's net position by \$4,498,682 for the year ending June 30, 2018 and decreased net position by \$8,806,295 for the year ending June 30, 2017. Key elements of this increase/decrease are displayed below.

Business-type Activities. Business Type activities, comprised of the District's Food Service Fund, increased the District's net position by \$48,642 for the year ended June 30, 2018 and increased the District's net position by \$2,773 for the year ended June 30, 2017.

INTERBORO SCHOOL DISTRICT'S Changes in Net Position

	Governmental Activities		Business-type Activities		Totals	
	2018	2017	2018	2017	2018	2017
Revenues:						
Program Revenues:						
Charges for services	\$ 77,190	\$ 90,191	\$ 464,731	\$ 455,344	\$ 541,921	\$ 545,535
Operating grants	12,462,614	12,825,083	888,206	848,806	13,350,820	13,673,889
General Revenues:						
Property taxes	40,989,175	39,678,412			40,989,175	39,678,412
Other taxes	1,352,246	1,103,529			1,352,246	1,103,529
Grants, not restricted to specific programs	8,893,495	8,762,901			8,893,495	8,762,901
Investment income	17,626	18,690			17,626	18,690
Miscellaneous income	996,622	1,082,985			996,622	1,082,985
Sale of fixed assets			500		500	0
Total Revenues	<u>64,788,968</u>	<u>63,561,791</u>	<u>1,353,437</u>	<u>1,304,150</u>	<u>66,142,405</u>	<u>64,865,941</u>
Expenses:						
Instruction	43,719,231	45,786,925			43,719,231	45,786,925
Instructional support services	5,687,579	6,154,803			5,687,579	6,154,803
Administrative support services	7,565,241	7,780,824			7,565,241	7,780,824
Operation & maintenance of Plant services	6,374,034	6,975,717			6,374,034	6,975,717
Pupil transportation	3,091,994	3,006,136			3,091,994	3,006,136
Student activities	996,403	991,262			996,403	991,262
Community services	104,048	103,068			104,048	103,068
Interest on long-term debt	1,749,120	1,569,351			1,749,120	1,569,351
Food service			1,304,795	1,301,377	1,304,795	1,301,377
Total Expenses	<u>69,287,650</u>	<u>72,368,086</u>	<u>1,304,795</u>	<u>1,301,377</u>	<u>70,592,445</u>	<u>73,669,463</u>
Change in Net Position	(4,498,682)	(8,806,295)	48,642	2,773	(4,450,040)	(8,803,522)
Prior period adjustment		(14,040,683)				(14,040,683)
Beginning Net Position	<u>(108,776,334)</u>	<u>(85,929,356)</u>	<u>242,676</u>	<u>239,903</u>	<u>(108,533,658)</u>	<u>(85,689,453)</u>
Ending Net Position	<u>\$ (113,275,016)</u>	<u>\$ (108,776,334)</u>	<u>\$ 291,318</u>	<u>\$ 242,676</u>	<u>\$ (112,983,698)</u>	<u>\$ (108,533,658)</u>

INTERBORO SCHOOL DISTRICT

MANAGEMENT'S DISCUSSION AND ANALYSIS (Unaudited)

FINANCIAL ANALYSIS OF THE GOVERNMENT'S FUNDS

As noted earlier, the Interboro School District utilizes fund accounting to ensure and demonstrate compliance with finance-related legal requirements.

Governmental funds. The focus of the Interboro School District's governmental funds is to provide information on near-term inflows, outflows, and balances of spendable resources. Such information is useful in assessing the Interboro School District's financing requirements. In particular, unassigned fund balance may serve as a useful measure of a government's net resources available for spending at the end of the fiscal year.

The general fund is the chief operating fund of the Interboro School District. For the years ended June 30, 2018 and 2017, the fund balance of the Interboro School District's General Fund was \$3,916,696 and \$4,416,553 respectively.

General Fund revenues of the Interboro School District came from three basic sources. The largest source was provided by local funding totaling \$42,031,529 (64.9%), and \$40,025,436 (63.5%) for the years ended June 30, 2018 and 2017 respectively, of which \$40,185,881 and \$39,410,699 were tax revenues. State funding amounted to \$21,813,938 (33.7%) and \$21,849,229 (34.6%); federal funding amounted to \$901,951 (1.4%) and \$1,110,579 (1.8%) for the years ended June 30, 2018 and 2017 respectively.

State and Federal funding continue to provide a relatively small percentage (35.1%) of total District revenue. This compels the Interboro School District to rely primarily on the local tax levying powers provided by the Pennsylvania Public School Code and the Local Tax Enabling Act (Act 511 of 1965) to fund the revenue shortfall in order to operate the School District.

General Fund expenditures of the District fall into five major categories and are summarized below for the years ended June 30, 2018 and 2017:

	Expenditures		Expenditures	
	2018	%	2017	%
Instruction	\$ 40,502,627	62.0%	\$ 39,906,579	62.2%
Support Service	19,364,454	29.7%	19,028,449	29.6%
Non-instructional	975,295	1.5%	945,295	1.5%
Capital Outlay	34,083	0.1%	285,844	0.4%
Refund Prior Years' Revenue		0.0%	6,154	0.0%
Debt Service	4,370,816	6.7%	4,022,383	6.3%
TOTAL	<u>\$ 65,247,275</u>	<u>100.0%</u>	<u>\$ 64,194,704</u>	<u>100.0%</u>

INTERBORO SCHOOL DISTRICT

MANAGEMENT'S DISCUSSION AND ANALYSIS (Unaudited)

Capital Projects Funds. The Capital Projects Funds have total fund balances of \$107,831 and \$2,271,387 for the years ended June 30, 2018 and 2017.

Proprietary fund. The Interboro School District's proprietary fund provides the same type of information found in the government-wide financial statements, but in more detail. The Proprietary Fund has net position of \$291,318 and \$242,676 for the years ended June 30, 2018 and 2017 respectively.

GENERAL FUND BUDGETARY HIGHLIGHTS

The Interboro School District's expenditures and other financing uses for the fiscal year ended June 30, 2018 of \$65,247,275 was lower than the adopted final budget of \$65,767,821 by a total \$520,546. The most significant variances were: actual salaries and benefits for instructional services were less than budgeted by approximately \$304,278 due to leave of absences for various professional staff where long-term substitutes were used. The long-term substitutes per diem is less than the professional staff. There was an increase in unpaid absences for the paraprofessionals during the school, year as well. In addition, there were equipment expenditures for computer and related hardware through the Keystones to Opportunities Grant and the Ready to Learn Grant that were not originally budgeted for. This resulted in these expenditures being approximately \$137,754 over budget. This is due to an increase in the grant funds after the budget process was completed for 2017-2018. There was a decrease in autistic support and learning support services for 2017-2018 resulting in expenditures for these services being approximately \$164,849 under budget. The costs for alternative education and tuition for approved private school were less than budgeted by approximately \$43,533 and \$41,422, respectively. The costs for natural gas and electricity for 2017-2018 were approximately \$53,970 under budget. This is a result of favorable fluctuating market prices for gas and electric throughout the year. The actual costs for repairs & maintenance and supplies were approximately \$34,582 under budget as a result of more repairs being performed in-house as opposed to outsourcing the work. In addition, actual salary and benefits costs for custodial substitutes and overtime for custodial/maintenance staff were approximately \$104,298 under budget. There was an increase in salaries and benefits for bus/van monitors and personal care assistants due to an increase in the need for these individuals as a result of IEP's for the respective students being transported. These costs were approximately \$162,314 over budget. Costs for transportation overtime and contracted special education transportation were less than budgeted by approximately \$24,702 and \$30,480, respectively.

The District's revenues and other financing sources of \$64,747,418 for the fiscal year ended June 30, 2018 were more than the adopted final budget by \$22,349. The most significant variances were: The actual school real estate taxes collected were approximately \$367,966 less than budgeted, this number represents 1% of the total school real estate taxes budgeted. In addition, the delinquent taxes collected were approximately \$105,022 less than the budgeted amount of \$1,302,750. The actual transfer taxes collected were approximately \$126,579 as a result of several commercial properties being sold in Tincum Township and Glenolden Borough. Donation/Contributions revenue was approximately \$116,199 less than anticipated as a result of various local grants not being fully spent in 2017-2018. These funds will carry over into 2018-2019 fiscal year. State reimbursements for rental and sinking subsidy payments for debt service were approximately \$445,587 more than anticipated as the state budget originally did not include these payments for 2017-2018, therefore the District did not budget for these payments. Actual subsidy payments for the District's share of social security/Medicare taxes

INTERBORO SCHOOL DISTRICT

MANAGEMENT’S DISCUSSION AND ANALYSIS (Unaudited)

were less than budgeted by approximately \$117,467 due to the calculations from the state being adjusted after the budget process was finalized. The Section 1305 and 1306 subsidy payments for homeless/migrant students was less than anticipated by approximately \$110,792. Federal revenues for the Keystone to Opportunities Grant were approximately \$294,302 more than budgeted. This was a result of the carryover of these finds from 2016-2017 into 2017-2018 being adjusted as the result of the independent audit recommendations and findings.

CAPITAL ASSET AND DEBT ADMINISTRATION

Capital Assets. The Interboro School District’s investment in capital assets for its governmental activities, net of accumulated depreciation, amounts to \$54,806,634 and \$54,714,416 as of June 30, 2018 and 2017 respectively. The investment in capital assets includes land, buildings, improvements, and machinery and equipment.

INTERBORO SCHOOL DISTRICT’S CAPITAL ASSETS

	Governmental Activities		Business-type Activities		Total	
	2018	2017	2018	2017	2018	2017
Land and improvements	\$ 4,523,072	\$ 4,523,072	\$	\$	\$ 4,523,072	\$ 4,523,072
Buildings and improvements	84,393,125	77,234,879			84,393,125	77,234,879
Construction in progress		5,069,715			-	5,069,715
Machinery and equipment	20,968,993	20,711,293	935,703	937,607	21,904,696	21,648,900
Accumulated depreciation	<u>(55,078,556)</u>	<u>(52,824,543)</u>	<u>(477,658)</u>	<u>(432,753)</u>	<u>(55,556,214)</u>	<u>(53,257,296)</u>
	<u>\$ 54,806,634</u>	<u>\$ 54,714,416</u>	<u>\$ 458,045</u>	<u>\$ 504,854</u>	<u>\$ 55,264,679</u>	<u>\$ 55,219,270</u>

More detailed information about the Interboro School District’s capital assets can be found in footnotes to the financial statements section of this report.

Long-term debt. At the end of the current fiscal year, the Interboro School District had total bonded debt outstanding of \$55,100,000. The Interboro School District maintains an A+ rating from Standard and Poor’s for general obligation debt.

Additional information on the Interboro School District’s long-term debt can be found in the footnotes to the financial statements section of this report.

ECONOMIC FACTORS AND NEXT YEAR’S BUDGETS AND RATES

The District began the year with \$4.4 million in our fund balance for the General Fund. Expenditures for technology equipment leases, bus/van leases and debt service for capital improvements attributed to a decrease in the total fund balance of \$.5 million at 6/30/2018. The fund balance is projected to be \$3.2 million at 6/30/2019. The fund balance provides the District with: better flexibility to meet unexpected costs, the ability to manage future tax increases and provides opportunities to define, plan and meet future objectives, particularly with regard to capital improvements. Over the past several years the District has spent from its fund balance considerable amounts for its capital improvements/HVAC replacements to our schools and facilities, as well as technology equipment

INTERBORO SCHOOL DISTRICT

MANAGEMENT'S DISCUSSION AND ANALYSIS (Unaudited)

upgrades and replacement. However, with the need for additional improvements continuing to rise combined with minimal increases in state subsidies and federal grants our ability to keep pace without some kind of additional source of funds will be greatly reduced. Based on an independent feasibility study performed in the summer and fall of 2016 the following major projects are recommended to be performed over the next ten years: life safety and security systems for all buildings, elevator replacement at the Prospect Park School, roof replacement for all buildings, courtyard infill for the Kindergarten Academy and the Glenolden School, door, locks and hardware replacement at all buildings, window replacement in five of the six buildings and major renovations to the high school and the South Avenue sports complex. All of these projects would currently be funded 100% from the remaining Fund Balance. In addition to these projects there is \$457,267 as of 6/30/2018 committed in the fund balance for an upgrade/replacement of the district's data center, including computer replacement for the professional and administrative staff. The lease payments for the data center will end in the 2018-2019 fiscal year, however, it is anticipated that the lease for the computer equipment will be renewed for another five years as the District trades in the current computer equipment for upgraded equipment. This is in line with the proposed computer equipment replacement cycle which is every five years. In addition, as of 6/30/18 \$243,717 is being restricted in the fund balance for capital improvements to the Tinicum School, as part of the airport CEP agreement.

Despite the optimism that economic conditions are improving the District as well as other Districts across the state are still feeling the effects of poor economic conditions over the past several years. With this in mind state and federal funding is already stretched to its limit by various competing demands, leaving local funding sources to make up the difference. The balance between the educational needs of the students and the community's ability to pay has always been a constant battle faced by the District.

Local sources of revenue have increased, such as levied taxes (parking lot tax) and current real estate taxes which would indicate that the economic health of the community might be getting better. There are still ongoing assessment appeals that could negatively impact the District's ability to maintain its current level of real estate tax revenue. In addition, historically low investment interest rates mean that the District is making less and less on invested capital. In addition, the Capacity Enhancement Program of the Philadelphia Airport includes the acquisition by the City of Philadelphia many taxable parcels that may increase the District's real estate per the terms of the CEP agreement.

Revenue funds carried over from the final year of the Keystone to Opportunities Grant for the year 2017-2018 were \$294,302. This was the final allotment for the Keystone to Opportunities Grant, which means that there will be a decrease in federal grants revenue for 2018-2019 fiscal year. Certain state funding such as the basic education and special education subsidies are likely to see a small increase if any in 2018-2019. On the expenditure side of the financial statement the State's inability to address the underfunded Pennsylvania State Education Retirement System (PSERS) places additional burden on the District. The portion that the District must pay is projected to increase from 32.57% (2017/2018) to 36.56% over the next four years. These increases will add hundreds of thousands of dollars to the District's budget each year. In addition, the District must plan for future contractual increases in salary and wages.

As in previous years the State continues to push more and more of its funding responsibility onto the District and its Community. The District's experience was far less extreme than many of the Districts

INTERBORO SCHOOL DISTRICT

MANAGEMENT'S DISCUSSION AND ANALYSIS (Unaudited)

in the surrounding area, in part due to fiscal policies of the Board and Administration. In July 2006, Act 1 - The Tax Payer Relief Act, was passed by the Pennsylvania State Legislature. Act 1 prevents tax increases, unless approved by the community, above an index calculated by the State. However, certain allowances to this provision may be granted by the State. In addition it provides for tax relief to the community which is to be funded by gambling revenues. From 2008/2009 through 2017/2018 the tax increases have been held at or below 3.2%, with a maximum of 3.2% in 2017/2018. During this time the District has not increased real estate taxes above the adjusted index. The adjusted index for 2018/2019 is 3.2% and the district used an index of 2.95% when preparing the budget for 2018-2019.

REQUESTS FOR INFORMATION

This financial report is designed to provide a general overview of the Interboro School District's finances for all those with an interest in the government's finances. Questions concerning any of the information provided in this report or requests for additional information should be addressed to Interboro School District, Director of Finance, 900 Washington Avenue, Prospect Park, PA 19076.

INTERBORO SCHOOL DISTRICT

STATEMENT OF NET POSITION

JUNE 30, 2018

	Governmental Activities	Business-Type Activities	Totals
ASSETS			
Cash and cash equivalents	\$ 8,046,658	\$ 3,152	\$ 8,049,810
Restricted cash	27,608		27,608
Taxes receivable	2,133,280		2,133,280
Due from other governments	2,242,910	26,525	2,269,435
Internal balances	119,573	(119,573)	-
Inventory	2,245	5,659	7,904
Prepaid assets	407,592		407,592
Other receivables	53,655		53,655
Other assets	353,692		353,692
Capital assets not being depreciated			
Land	1,674,131		1,674,131
Capital assets, net of accumulated depreciation:			
Land Improvements	1,461,428		1,461,428
Buildings	49,036,819		49,036,819
Machinery, equipment and vehicles	2,634,256	458,045	3,092,301
Total Assets	68,193,847	373,808	68,567,655
DEFERRED OUTFLOWS OF RESOURCES			
Deferred charge on refunding	131,943		131,943
Deferred amounts related to pensions	16,389,514		16,389,514
Deferred amounts - other post employment benefits	4,607,176		4,607,176
Total Deferred Outflows of Resources	21,128,633	-	21,128,633
LIABILITIES			
Accounts payable and other accrued liabilities	7,163,579	43,967	7,207,546
Accrued interest payable	659,288		659,288
Unearned revenues	169,361	23,523	192,884
Noncurrent liabilities:			
Due within one year	3,089,499	-	3,089,499
Due in more than one year	54,545,736	15,000	54,560,736
Other post employment benefits	19,510,786		19,510,786
Net Pension Liability	116,359,000		116,359,000
Total Liabilities	201,497,249	82,490	201,579,739
DEFERRED INFLOWS OF RESOURCES			
Deferred amounts related to pensions	434,100		434,100
Deferred amounts - other post employment benefits	666,147		666,147
Total Deferred Inflows of Resources	1,100,247	-	1,100,247
NET POSITION			
Net invested in capital assets, net of related debt	(1,009,655)	443,045	(566,610)
Restricted for:			
Capital projects	106,999		106,999
Special education	27,608		27,608
Instructional contributions	413,078		413,078
Unrestricted	(112,813,046)	(151,727)	(112,964,773)
Total net position	\$ (113,275,016)	\$ 291,318	\$ (112,983,698)

See accompanying notes to the basic financial statements

INTERBORO SCHOOL DISTRICT

STATEMENT OF ACTIVITIES

FOR THE YEAR ENDED JUNE 30, 2018

Functions/Programs	Expenses	Program Revenues		Changes in Net Position		
		Charges for Services	Operating Grants and Contributions	Governmental Activities	Business-Type Activities	Totals
GOVERNMENTAL ACTIVITIES						
Instruction	\$ 43,719,231	\$ 22,935	\$ 9,248,639	\$ (34,447,657)	\$	\$ (34,447,657)
Instructional Support Services	5,687,579		663,797	(5,023,782)		(5,023,782)
Administrative Support Services	7,565,241		783,482	(6,781,759)		(6,781,759)
Operation and Maintenance of Plant Services	6,374,034		368,241	(6,005,793)		(6,005,793)
Pupil Transportation	3,091,994		836,647	(2,255,347)		(2,255,347)
Student Activities	996,403	54,255	111,471	(830,677)		(830,677)
Community Services	104,048		4,750	(99,298)		(99,298)
Interest on long-term debt	1,749,120		445,587	(1,303,533)		(1,303,533)
TOTAL GOVERNMENTAL ACTIVITIES	69,287,650	77,190	12,462,614	(56,747,846)		(56,747,846)
BUSINESS-TYPE ACTIVITIES						
Food service	1,304,795	464,731	888,206		48,142	48,142
	<u>\$ 70,592,445</u>	<u>\$ 541,921</u>	<u>\$ 13,350,820</u>			<u>(56,699,704)</u>
GENERAL REVENUES						
Property taxes, levied for general purposes				40,989,175		40,989,175
Taxes levied for specific purposes				1,352,246		1,352,246
Grants and entitlements not restricted to specific programs				8,893,495		8,893,495
Investment earnings				17,626		17,626
Miscellaneous				996,622		996,622
Sale of fixed assets					500	500
TOTAL GENERAL REVENUES				52,249,164	500	52,249,664
CHANGE IN NET POSITION				(4,498,682)	48,642	(4,450,040)
NET POSITION AT BEGINNING OF YEAR						
As originally reported				(94,735,651)	242,676	(94,492,975)
Adjustment (see note #15)				(14,040,683)		(14,040,683)
NET POSITION AT BEGINNING OF YEAR, restated				(108,776,334)	242,676	(108,533,658)
NET POSITION AT END OF YEAR				\$ (113,275,016)	\$ 291,318	\$ (112,983,698)

See accompanying notes to the basic financial statements

INTERBORO SCHOOL DISTRICT

BALANCE SHEET
GOVERNMENTAL FUNDS

JUNE 30, 2018

	<u>General Fund</u>	<u>Bond Fund</u>	<u>Nonmajor Fund Capital Project Fund</u>	<u>Totals</u>
ASSETS				
Cash and cash equivalents	\$ 7,938,827	\$ 106,999	\$ 832	\$ 8,046,658
Restricted cash	27,608			27,608
Taxes receivable	2,133,280			2,133,280
Due from other governments	2,242,910			2,242,910
Due from other funds	119,573			119,573
Inventory	2,245			2,245
Prepaid items	407,592			407,592
Other receivables	53,655			53,655
TOTAL ASSETS	<u>\$ 12,925,690</u>	<u>\$ 106,999</u>	<u>\$ 832</u>	<u>\$ 13,033,521</u>
LIABILITIES				
Accounts payable	\$ 793,406	\$	\$	\$ 793,406
Accrued salaries and benefits	2,294,066			2,294,066
Due to retirement system	4,068,188			4,068,188
Unearned revenue - other	169,361			169,361
Other current liabilities	7,919			7,919
TOTAL LIABILITIES	<u>7,332,940</u>	<u>-</u>	<u>-</u>	<u>7,332,940</u>
DEFERRED INFLOWS OF RESOURCES				
Unavailable revenue - real estate taxes	1,676,054			1,676,054
TOTAL DEFERRED INFLOWS OF RESOURCES	<u>1,676,054</u>	<u>-</u>	<u>-</u>	<u>1,676,054</u>
FUND BALANCES				
Nonspendable:				
Inventory	2,245			2,245
Prepaid items	407,592			407,592
Restricted:				
Local contributions	413,078			413,078
Special education	27,608			27,608
Capital Projects		106,999		106,999
Committed:				
Bus leases	338,000			338,000
Technology upgrades	457,267			457,267
Assigned:				
Capital Projects			832	832
Unassigned	2,270,906			2,270,906
TOTAL FUND BALANCES	<u>3,916,696</u>	<u>106,999</u>	<u>832</u>	<u>4,024,527</u>
TOTAL LIABILITIES, DEFERRED INFLOWS OF RESOURCES AND FUND BALANCES	<u>\$ 12,925,690</u>	<u>\$ 106,999</u>	<u>\$ 832</u>	<u>\$ 13,033,521</u>

See accompanying notes to the basic financial statements

INTERBORO SCHOOL DISTRICT

**RECONCILIATION OF TOTAL GOVERNMENTAL FUND BALANCES
TO NET POSITION OF GOVERNMENTAL ACTIVITIES**

JUNE 30, 2018

TOTAL GOVERNMENTAL FUND BALANCES	\$	4,024,527
<p>Amounts reported for governmental activities on the statement of net position are different because of the following:</p>		
Capital assets used in governmental activities are not financial resources and, therefore, are not reported in the funds.		54,806,634
Other post employment benefits are not recorded in the funds.		(19,510,786)
Some of the District's revenues will be collected after year end, but are not available soon enough to pay for the current period's expenditures and, therefore, are unearned.		1,676,054
Long-term receivables are not recorded in the funds.		353,692
Deferred charge on refunding is not recorded in the funds.		131,943
Deferred outflows and inflows of resources related to pensions are applicable to future periods and, therefore, are not reported in the funds:		
Deferred outflows of resources related to pensions		16,389,514
Deferred outflows of resources related to other post employment benefits		4,607,176
Deferred inflows of resources related to pensions		(434,100)
Deferred inflows of resources related to other post employment benefits		(666,147)
Some liabilities are not due and payable in the current period and therefore are not reported in the funds. Those liabilities consist of:		
Bonds payable		(55,100,000)
Capital Lease payable		(460,617)
Unamortized bond premium		(482,740)
Unamortized bond discount		120,069
Accrued interest		(659,288)
Accumulated compensated absences/early retirement incentive		(1,711,947)
Net Pension Liability		<u>(116,359,000)</u>
NET POSITION OF GOVERNMENTAL ACTIVITIES	\$	<u><u>(113,275,016)</u></u>

See accompanying notes to the basic financial statements

INTERBORO SCHOOL DISTRICT

STATEMENT OF REVENUES, EXPENDITURES AND CHANGES
IN FUND BALANCES
GOVERNMENTAL FUNDS

FOR THE YEAR ENDED JUNE 30, 2018

	<u>General Fund</u>	<u>Bond Fund</u>	<u>Nonmajor Funds</u>	<u>Totals</u>
REVENUES AND OTHER FINANCING SOURCES				
Revenues:				
Local sources	\$ 41,739,299	\$ 110	\$	\$ 41,739,409
State sources	21,813,938			21,813,938
Federal sources	901,951			901,951
TOTAL REVENUES	<u>64,455,188</u>	<u>110</u>	<u>-</u>	<u>64,455,298</u>
Other Financing Sources:				
Refund of prior year expenditures	292,230			292,230
TOTAL OTHER FINANCING SOURCES	<u>292,230</u>	<u>-</u>	<u>-</u>	<u>292,230</u>
 TOTAL REVENUE AND OTHER FINANCING SOURCES	 <u>64,747,418</u>	 <u>110</u>	 <u>-</u>	 <u>64,747,528</u>
 EXPENDITURES				
Expenditures:				
Instruction	40,502,627			40,502,627
Support services	19,364,454			19,364,454
Operation of non-instructional services	975,295			975,295
Capital outlay	34,083	2,053,005	104,988	2,192,076
Debt service				
Interest	1,770,963	5,673		1,776,636
Principal	2,599,853			2,599,853
TOTAL EXPENDITURES	<u>65,247,275</u>	<u>2,058,678</u>	<u>104,988</u>	<u>67,410,941</u>
 EXCESS (DEFICIENCY) OF REVENUES AND OTHER FINANCING SOURCES OVER EXPENDITURES AND OTHER FINANCING USES	 (499,857)	 (2,058,568)	 (104,988)	 (2,663,413)
 FUND BALANCE AT BEGINNING OF YEAR	 <u>4,416,553</u>	 <u>2,165,567</u>	 <u>105,820</u>	 <u>6,687,940</u>
 FUND BALANCE AT END OF YEAR	 <u>\$ 3,916,696</u>	 <u>\$ 106,999</u>	 <u>\$ 832</u>	 <u>\$ 4,024,527</u>

See accompanying notes to the basic financial statements

INTERBORO SCHOOL DISTRICT

RECONCILIATION OF GOVERNMENTAL FUNDS
STATEMENT OF REVENUES, EXPENDITURES AND CHANGES
IN FUND BALANCES TO THE STATEMENT OF ACTIVITIES

FOR THE YEAR ENDED JUNE 30, 2018

NET CHANGE IN FUND BALANCES - TOTAL GOVERNMENTAL FUNDS	\$	(2,663,413)
<p>Capital outlays are reported in Governmental Funds as expenditures. However, in the statement of activities, the cost of those assets are allocated over their estimated useful lives as depreciation expense. This is the amount of depreciation expense and capital outlays:</p>		
Capital outlay		2,346,231
Depreciation expense		(2,254,013)
Revenues on the statement of activities that do not provide current financial resources are not reported as revenues in Governmental Funds.		134,318
Receipt of long-term receivables not reported as revenue in Government Funds		(92,878)
Repayment of bond principal is an expenditure in the Governmental Funds, but the repayment reduces long-term liabilities in the statement of net position.		2,145,000
Repayment of capital lease principal is an expenditure in the Governmental Funds, but the repayment reduces long-term liabilities in the statement of net position.		362,307
Other post employment benefits do not require the use of current financial resources, therefore, are not reported as expenditures in Governmental Funds.		(568,798)
<p>The issuance of long term debt (e.g. bonds) provides current financial resources to governmental funds. This transaction has no impact on net position. Also, governmental funds report the effect of premiums, discounts and similar items when debt is first issued, whereas these amounts are deferred and amortized in the statement of activities. These represent the related activity of the current period.</p>		
Amortization of bond premium/discount		35,834
Compensated absences do not require the use of current financial resources, therefore, are not reported as expenditures in Governmental Funds.		20,892
<p>Governmental funds report district pension contributions as expenditures. However in the Statement of Activities, the cost of pension related benefits earned net of employee contributions is reported as pension expense.</p>		
District pension contributions		9,698,738
Cost of pension benefits earned, net of employee contributions		(13,654,582)
Interest is reported as an expenditure when due in the Governmental Funds, but is accrued on outstanding debt in the statement of activities.		<u>(8,318)</u>
CHANGE IN NET POSITION OF GOVERNMENTAL ACTIVITIES	\$	<u><u>(4,498,682)</u></u>

INTERBORO SCHOOL DISTRICT

STATEMENT OF NET POSITION
PROPRIETARY FUND

JUNE 30, 2018

	<u>Enterprise Fund</u>
	Food
	<u>Service Fund</u>
ASSETS	
Cash and cash equivalents	\$ 3,152
Accounts receivable - other	
Due from other governments	26,525
Inventory	5,659
Capital assets, net of accumulated depreciation:	
Machinery and equipment	<u>458,045</u>
Total Assets	<u>493,381</u>
LIABILITIES	
Due to other funds	119,573
Accounts payable	43,967
Unearned revenue	23,523
Equipment loan payable	
Due within one year	<u>15,000</u>
Total liabilities	<u>202,063</u>
NET POSITION	
Net invested in capital assets	443,045
Unrestricted	<u>(151,727)</u>
Total net position	<u>\$ 291,318</u>

See accompanying notes to the basic financial statements

INTERBORO SCHOOL DISTRICT

STATEMENT OF REVENUES, EXPENSES AND CHANGES IN NET POSITION
PROPRIETARY FUND

FOR THE YEAR ENDED JUNE 30, 2018

	<u>Enterprise Fund</u> Food Service Fund
OPERATING REVENUES	\$ 464,731
OPERATING EXPENSES	
Wages and benefits	10,778
Purchased professional and technical services	1,097,494
Purchased property services	45,458
Supplies	100,765
Depreciation	50,300
TOTAL OPERATING EXPENSES	<u>1,304,795</u>
OPERATING LOSS	<u>(840,064)</u>
NONOPERATING REVENUES	
State sources	38,063
Federal sources	850,143
Sale of fixed assets	500
TOTAL NONOPERATING REVENUES	<u>888,706</u>
CHANGE IN NET POSITION	48,642
NET POSITION AT BEGINNING OF YEAR	<u>242,676</u>
NET POSITION AT END OF YEAR	<u><u>\$ 291,318</u></u>

See accompanying notes to the basic financial statements

INTERBORO SCHOOL DISTRICT

STATEMENT OF CASH FLOWS - PROPRIETARY FUND
(FOOD SERVICE FUND)

FOR THE YEAR ENDED JUNE 30, 2018

	Enterprise Fund
	Food Service Fund
CASH FLOWS FROM OPERATING ACTIVITIES	
Cash received from customers	\$ 459,340
Payments to employees	(10,778)
Payments to suppliers	(1,346,532)
NET CASH USED BY OPERATING ACTIVITIES	(897,970)
CASH FLOWS FROM NONCAPITAL FINANCING ACTIVITIES	
State sources	38,252
Federal sources	852,872
NET CASH PROVIDED BY NONCAPITAL FINANCING ACTIVITIES	891,124
CASH FLOWS FROM CAPITAL AND RELATED FINANCING ACTIVITIES	
Purchase of capital assets	(3,490)
Sale of capital assets	500
Equipment Loan	(15,000)
CASH FLOWS USED IN CAPITAL AND RELATED FINANCING ACTIVITIES	(17,990)
NET DECREASE IN CASH	(24,836)
CASH AND CASH EQUIVALENTS AT BEGINNING OF YEAR	27,988
CASH AND CASH EQUIVALENTS AT END OF YEAR	\$ 3,152
RECONCILIATION OF OPERATING LOSS TO NET CASH USED BY OPERATING ACTIVITIES	
Operating loss	\$ (840,064)
Adjustments to reconcile operating loss to net cash used by operating activities	
Depreciation	50,300
(Increase) decrease in assets:	
Inventory	7,893
Increase (decrease) in liabilities:	
Interfund payable	(103,755)
Accounts payable	(6,953)
Deferred revenue	(5,391)
NET CASH USED BY OPERATING ACTIVITIES	\$ (897,970)
 Schedule of noncash capital financing activities	
Donated commodities received	\$ 92,679
Donated commodities used	\$ 100,571

See accompanying notes to the basic financial statements

INTERBORO SCHOOL DISTRICT

**STATEMENT OF FIDUCIARY NET POSITION
FIDUCIARY FUNDS**

JUNE 30, 2018

	<u>Scholarship Trust Fund</u>	<u>Agency Fund</u>
ASSETS		
Cash and cash equivalents	\$ 43,255	\$ 94,139
Total assets	<u>\$ 43,255</u>	<u>\$ 94,139</u>
LIABILITIES		
Accounts payable	\$	\$ 9,675
Due to student organizations	<u> </u>	<u>84,464</u>
Total current liabilities	<u>-</u>	<u>94,139</u>
NET POSITION		
Reserved for scholarships	<u>43,255</u>	<u> </u>
TOTAL LIABILITIES AND NET POSITION	<u>\$ 43,255</u>	<u>\$ 94,139</u>

See accompanying notes to the basic financial statements

INTERBORO SCHOOL DISTRICT

**STATEMENT OF CHANGES IN FIDUCIARY NET POSITION
FIDUCIARY FUND**

FOR THE YEAR ENDED JUNE 30, 2018

	<u>Scholarship Trust Fund</u>
ADDITIONS	
Local contributions	\$ 38,855
DEDUCTIONS	
Fees paid and scholarships awarded	<u>43,600</u>
CHANGE IN NET POSITION	(4,745)
NET POSITION AT BEGINNING OF YEAR	<u>48,000</u>
NET POSITION AT END OF YEAR	<u><u>\$ 43,255</u></u>

See accompanying notes to the basic financial statements

INTERBORO SCHOOL DISTRICT
NOTES TO BASIC FINANCIAL STATEMENTS
JUNE 30, 2018

1. SUMMARY OF SIGNIFICANT ACCOUNTING POLICIES

Interboro School District (the District) operates one kindergarten academy, four community schools and one senior high school to provide education and related services to the residents of the Boroughs of Glenolden, Norwood and Prospect Park and the Township of Tinicum. The District operates under current standards prescribed by the Pennsylvania Department of Education in accordance with the provisions of the School Laws of Pennsylvania as a school district of the second class. The District operates under a locally elected nine-member Board form of government.

The financial statements of the District are prepared in accordance with the accounting system and procedures prescribed for school districts by the Commonwealth of Pennsylvania, Department of Education, which conforms to generally accepted accounting principles as applicable to governmental units.

The most significant of the District's accounting policies are described below:

Financial Reporting Entity

In evaluating the District as a reporting entity, management has addressed all potential component units for which the District may or may not be financially accountable, and, as such, be includable within the District's financial statements. In accordance with Statement of Governmental Accounting Standards Board (GASB) No. 14, as amended by GASB No. 61, the District is financially accountable if it appoints a voting majority of the organization governing board (1) it is able to impose its will on the organization or (2) there is a potential for the organization to provide specific financial benefits to or impose specific financial burden on the District. Additionally, the primary government is required to consider other organizations for which the nature and significance of their relationship with the primary government are such that exclusion would cause the reporting entity's financial statements to be misleading or incomplete. Based on these criteria, there have been no component units defined within our reporting entity.

Joint Ventures

The District participates in a joint venture with the other school districts of Delaware County, Pennsylvania in the operation of a Vocational-Technical School Authority (DCVTSA). The DCVTSA is governed by seven members. Each member must be a citizen of a school district where the DCVTSA leases a project. The DCVTSA oversees acquiring, holding, constructing, improving and maintaining the public area vocational-technical school buildings. The financial statements of the Vocational-Technical School Authority are available from the DCVTSA located at 200 Yale Avenue, Morton, Pennsylvania 19070. The District also participates in a joint venture with other school districts of Delaware County, Pennsylvania to support the Delaware County Community College.

INTERBORO SCHOOL DISTRICT
NOTES TO BASIC FINANCIAL STATEMENTS

1. SUMMARY OF SIGNIFICANT ACCOUNTING POLICIES, continued

Jointly Governed Organization

The District and the other Delaware County school districts are participating members of the Delaware County Intermediate Unit (the "DCIU"). The DCIU is a regional education service agency, established by the Commonwealth of Pennsylvania, which is governed by a joint committee consisting of School Board members from each participating district. The School Board of each participating district must approve the annual operating budget of the DCIU but the participating districts have no ongoing fiduciary interest or responsibility to the DCIU. The DCIU is a self-sustaining organization that provides a broad array of services to participating districts which include: Curriculum development and instructional improvement; educational planning services; instructional material; continuing professional development; pupil personnel services; management services and state and federal liaison services.

Basis of Presentation and Accounting

Government-Wide Financial Statements

The statement of net position and the statement of activities display information about the District as a whole. These statements include the financial activities of the primary government, except for Fiduciary Funds. The statements distinguish between those activities of the District that are governmental and those that are considered business-type activities.

The government-wide statements are prepared using the economic resources measurement focus and the accrual basis of accounting. This is the same approach used in the preparation of the Proprietary Fund financial statements but differs from the manner in which Governmental Funds financial statements are prepared. Governmental Funds financial statements therefore include a reconciliation with brief explanations to better identify the relationship between the government-wide statements and the statements for Governmental Funds. Revenues, expenses, gains, losses, deferred outflows of resources, liabilities and deferred inflows of resources resulting from exchange and exchange-like transactions should be recognized when the exchange takes place. Revenues, expenses, gains, losses, assets, deferred outflows of resources, liabilities and deferred inflows of resources resulting from nonexchange transactions should be recognized in accordance with requirements of GASB 63.

The government-wide statement of activities presents a comparison between direct expenses and program revenues for each segment of the business-type activities of the District and for each function or program of the District's governmental activities. Direct expenses are those that are specifically associated with a service, program, or department and therefore clearly identifiable to a particular function. Program revenues include charges paid by the recipient of the goods or services offered by the program and grants and contributions that are restricted to meeting the operational or capital requirements of a particular program. Revenues, which are not classified as program revenues, are presented as general revenues of the District, with certain limited exceptions. The comparison of direct expenses with program revenues

INTERBORO SCHOOL DISTRICT
NOTES TO BASIC FINANCIAL STATEMENTS

1. SUMMARY OF SIGNIFICANT ACCOUNTING POLICIES, continued

Government-Wide Financial Statements, continued

identifies the extent to which each business segment or governmental function is self-financing or draws from the general revenues of the District.

As a general rule, the effect of interfund activity has been eliminated from the government-wide financial statements.

Fund Financial Statements

Fund financial statements report detailed information about the District. The focus of Governmental and Proprietary Funds financial statements is on major funds rather than reporting funds by type. Each major fund is presented in a separate column. Nonmajor funds are aggregated and presented in a single column. Fiduciary funds are reported by fund type.

The accounting and financial reporting treatment applied to a fund is determined by its measurement focus. All Governmental Funds are accounted for using the current financial resources measurement focus and the modified accrual basis of accounting. Revenues are recognized as soon as they are both measurable and available. Revenues are considered to be available when they are collectible within the current period or soon enough thereafter to pay liabilities of the current period. For this purpose, the district considers revenues to be available if they are collected within 60 days of the end of the fiscal period. Expenditures generally are recorded when a liability is incurred, as under accrual accounting. However, debt service expenditures, as well as expenditures related to compensated absences are recorded only when payment is due. The financial statements for Governmental Funds are a balance sheet, which generally includes only current assets and current liabilities, and a statement of revenues, expenditures and changes in fund balances, which reports on the sources (i.e., revenues and other financing sources) and uses (i.e., expenditures and other financing uses) of current financial resources.

All Proprietary Fund Types are accounted for on a flow of economic resources measurement focus. With this measurement focus, all assets and all liabilities associated with the operation of these funds are included on the statement of net position. The statement of revenues, expenses and changes in net position presents increases (i.e., revenues) and decreases (i.e., expenses) in net total assets. The statement of cash flows provides information about how the District finances and meets the cash flow needs of its proprietary activities.

Proprietary funds distinguish *operating* revenues and expenses from *non-operating* items. Operating revenues and expenses generally result from providing services and producing and delivering goods in connection with a proprietary fund's principal ongoing operations. The principal operating revenues of the government's proprietary fund are charges to customers for sales and services. Operating expenses for proprietary funds include the cost of sales and

INTERBORO SCHOOL DISTRICT
NOTES TO BASIC FINANCIAL STATEMENTS

1. SUMMARY OF SIGNIFICANT ACCOUNTING POLICIES, continued

Fund Financial Statements, continued

services, administrative expenses, and depreciation on capital assets. All revenues and expenses not meeting this definition are reported as non-operating revenues and expenses.

Fiduciary Funds are reported using the economic resources measurement focus.

When both restricted and unrestricted resources are available for use, it is the District's policy to use restricted resources first, then unrestricted resources as they are needed.

Governmental Funds

Governmental Funds are those through which most governmental functions of the District are financed. The District has presented the following major governmental funds:

General Fund

The General Fund is for the general operations of the District and all financial transactions not required to be accounted for in another fund.

Bond Fund

The Bond Fund accounts for the proceeds of General Obligation Bonds for capital improvements.

Proprietary Funds

Enterprise (Food Service) Fund

The Enterprise Fund accounts for the District's Food Service operations, which is maintained to account for operations that are financed and operated in a manner similar to a private business enterprise. The fund accounts for all revenues, food purchases, costs, and expenses for the food service program on the accrual method of accounting. This method recognizes expenses when incurred and revenues when earned. All proprietary activities are accounted for using GASB pronouncements as established by GASB No. 62, *Codification of Accounting and Financial Reporting Guidance Contained in Pre-November 1989 FASB and AICPA Pronouncements*.

Fiduciary Fund Types

Fiduciary funds account for the assets held by the District as a trustee or agent for individuals, private organizations and/or governmental units and are, therefore, not available to support the District's own programs.

INTERBORO SCHOOL DISTRICT
NOTES TO BASIC FINANCIAL STATEMENTS

1. SUMMARY OF SIGNIFICANT ACCOUNTING POLICIES, continued

Trust Fund

The private-purpose trust fund accounts for activities in various scholarship accounts, whose sole purpose is to provide annual scholarships to particular students as described by donor stipulations.

Agency Fund

The agency funds account for funds held on behalf of the students of the District. Agency Funds are custodial in nature (assets equal liabilities) and do not involve measurement of the results of operations.

Estimates

The preparation of financial statements in conformity with U.S. generally accepted accounting principles requires management to make estimates and assumptions that affect the reported amounts of assets and liabilities at the date of the financial statements, and the reported amounts of revenue and expenditures during the reporting period. Actual results could differ from those estimates.

Cash and Cash Equivalents

For the purposes of reporting cash flows for proprietary fund financial statements, cash and cash equivalents include cash on hand, amounts due from banks and highly-liquid investments with original maturities of less than 90 days.

Investments

Investments are stated at fair value, the amount at which a financial instrument could be exchanged in a current transaction between parties, other than in a forced or liquidation sale. This method of valuation is in compliance with GASB Statement #31, Accounting and Financial Reporting for Certain Investments and for External Investment Pools.

Intergovernmental Receivables/Payables

During the course of operations, numerous transactions occur between governmental units for payment of services and subsidy payments. These receivables and payables are classified as intergovernmental receivables and payables on the balance sheet.

Inventories

Food service inventory is presented at the lower of cost or market. Cost is determined on a first in first out basis and is expensed when used.

Compensated Absences

The School District's policies regarding vacation and sick time permit employees to accumulate earned but unused vacation leave. The liability for these compensated absences is recorded as long-term debt in the government-wide statements. The current portion of this debt is estimated based on historical trends.

INTERBORO SCHOOL DISTRICT
NOTES TO BASIC FINANCIAL STATEMENTS

1. SUMMARY OF SIGNIFICANT ACCOUNTING POLICIES, continued

Capital Assets

Capital assets, which include land, land improvements, buildings, and machinery, equipment and vehicles, are reported in the applicable governmental or business-type activities columns in the government-wide financial statements and in the fund financial statements for proprietary funds. All capital assets are valued at historical cost or estimated historical cost if actual historical cost is not available. Donated assets are valued at their fair market value on the date donated. Repairs and maintenance are recorded as expenses. Renewals and betterments are capitalized.

The District defines capital assets as assets with an initial, individual cost equal to or greater than \$3,000 or composite assets with a cost of more than \$10,000 and an estimated useful life in excess of one year. Depreciation has been calculated on each class of depreciable property using the straight-line method. Estimated useful lives are as follows:

	<u>Years</u>
Buildings	40
Land improvements	20
Machinery, equipment, and vehicles	5-20
Library books	5-7

Unavailable and Unearned Revenues

General Fund unavailable revenues represent primarily delinquent taxes not collected within 60 days subsequent to the District's year-end and unearned revenues represent grant revenue received, but not yet earned. It is expected that these receivables will be collected and included in revenues of future fiscal years. The unearned revenues on the government-wide financial statements, consist of grant revenue received, but not yet earned.

Long-Term Obligations

In the government-wide financial statements, long-term debt and other long-term obligations are reported as liabilities in the applicable governmental activities or business-type activities columns of the statement of net position. Bond premiums and discounts are amortized over the life of the bonds. Bonds payable are reported net of the applicable bond premium or discount.

In the fund financial statements, Governmental Funds recognize bond premiums and discounts, as well as bond issuance costs, during the current period. The face amount of debt issued is reported as other financing sources and payment of principle and interest reported as expenditures. Premiums received on debt issuances are reported as other financing sources while discounts on debt issuances are reported as other financing uses. Issuance costs, whether or not withheld from the actual debt proceeds received, are reported as expenditures.

Interfund Assets/Liabilities

On fund financial statements, receivables and payables resulting from short-term interfund loans are classified as "Interfund Receivables/Payables". Interfund balances within governmental activities and within business-type activities are eliminated on the government-wide statement of net position.

INTERBORO SCHOOL DISTRICT
NOTES TO BASIC FINANCIAL STATEMENTS

1. SUMMARY OF SIGNIFICANT ACCOUNTING POLICIES, continued

Fund Balance

The District implemented GASB Statement No. 54 for the year ending June 30, 2011. GASB Statement No. 54 establishes standards for fund balance classifications that comprise a hierarchy based primarily on the extent to which a government is bound to observe constraints imposed upon the use of the resources reported in governmental funds. Additionally, the definitions of the general fund, special revenue fund type, debt service fund type and permanent fund type are clarified by the provisions in this Statement. Interpretations of certain items within the definition of the special revenue fund type have been provided and, for some governments, those interpretations may affect the activities they choose to report in those funds. The capital projects fund type definition also as clarified for better alignment with the needs of preparers and users. Definitions of other governmental fund types have also been modified for clarity and consistency.

In the fund financial statements, governmental funds report aggregate amounts for five classifications of fund balances based on the constraints imposed on the use of these resources. The nonspendable fund balance classification includes amounts that cannot be spent because they are either (a) not in spendable form – prepaid items or inventories; or (b) legally or contractually required to be maintained intact.

The spendable portion of the fund balance comprises the remaining four classifications: restricted, committed, assigned, and unassigned.

Restricted fund balance. This classification reflects the constraints imposed on resources either (a) externally by creditors, grantors, contributors, or laws or regulations of other governments; or (b) imposed by law through constitutional provisions or enabling legislation.

Committed fund balance. These amounts can only be used for specific purposes pursuant to constraints imposed by formal action (board motion) of the school board – the government’s highest level of decision making authority. Those committed amounts cannot be used for any other purpose unless the school board removes the specified use by taking the same type of action imposing the commitment.

Assigned fund balance. This classification reflects amounts constrained by the school’s “intent” to be used for specific purposes, but are neither restricted nor committed. The school board has the authority to assign amounts to be used for specific purposes. Assigned fund balances include all remaining amounts (except negative balances) that are reported in governmental funds, other than the General Fund, that are not classified as nonspendable and are neither restricted nor committed.

Unassigned fund balance. This fund balance is the residual classification for the General Fund. It is also used to report negative fund balances in other governmental funds.

Use of fund balance. The restricted fund balance shall be reduced to the extent that the underlying reason for the restriction has been eliminated. Then committed, assigned and unassigned in that order as needed.

INTERBORO SCHOOL DISTRICT
NOTES TO BASIC FINANCIAL STATEMENTS

1. SUMMARY OF SIGNIFICANT ACCOUNTING POLICIES, continued

Net Position

Net position represents the difference between assets and liabilities. Net position invested in capital assets, net of related debt consists of capital assets, net of accumulated depreciation, reduced by the outstanding balance of any borrowing used for the acquisition, construction or improvement of those assets. Net position is reported as restricted when there are limitations imposed on their use either through the enabling legislation adopted by the School District or through external restrictions imposed by creditors, grantors, or laws and regulations of other governments.

Implementation of New Accounting Pronouncement

Effective July 1, 2017, the District adopted the provisions of GASB Statement No. 75, "Accounting and Financial Reporting for Postemployment Benefits Other Than Pensions". GASB Statement No. 75 replaces the requirements of GASB Statement No. 45 and requires governments to report a liability on the face of the financial statements for the OPEB that they provide. GASB Statement No. 75 requires governments in all types of OPEB plans to present more extensive note disclosures and required supplementary information ("RSI") about their OPEB liabilities.

2. CASH, CASH EQUIVALENTS AND INVESTMENTS

Cash and Cash Equivalents

Under Act No. 72 enacted by the General Assembly of the Commonwealth of Pennsylvania, the funds deposited with the depository are permitted to be secured on a pooled basis with all other public funds which the banking institution has on deposit in excess of the Federal Depository Insurance limit. These may be bonds of the United States, any State of the United States, or bonds of any political subdivision of Pennsylvania, or the general state authority or other authorities created by the General Assembly of the Commonwealth of Pennsylvania or insured by the Federal Deposit Insurance Corporation.

Custodial Credit Risk – Deposits. Custodial credit risk is the risk that in the event of a bank failure, the District's deposits may not be returned to it. The District does not have a deposit policy for custodial credit risk. As of June 30, 2018, \$7,472,277 of the District's bank balance of \$9,132,320 was exposed to custodial credit risk as follows:

Uninsured and collateral held by pledging bank's trust department not in the District's name	\$ 7,472,277
--	--------------

INTERBORO SCHOOL DISTRICT
NOTES TO BASIC FINANCIAL STATEMENTS

3. SCHOOL TAXES

The tax on real estate, as levied by the School Board, was 36.0377 mills (\$36.0377 per \$1,000 of assessed valuation) for fiscal year 2018. Assessed valuation of property is established by the Board of Assessments, and the elected or appointed tax collectors are responsible for collection. Real property in the district for the July 1, 2017 levy was assessed at \$1,147,262,691. The schedule for real estate taxes levied for each fiscal year is as follows:

July 1	Levy date
July 1 – August 31	2% discount period
September 1 – October 31	Face value period
November 1 – December 31	10% penalty period
February 28	Lien date

For government-wide financial statements, the school district, in accordance with GAAP, recognized the delinquent and unpaid taxes receivable. The amount which was measurable and available within 60 days was recognized as revenue and the balance deferred in the fund financial statements.

4. INTERFUND RECEIVABLES, PAYABLES AND TRANSFERS

The following is a summary of interfund receivables and payables at June 30, 2018:

	Interfund Receivables	Interfund Payables
General Fund	\$ 119,573	\$
Proprietary Fund		119,573
	\$ 119,573	\$ 119,573

These balances resulted from the time lag between the dates that 1) interfund goods and services are provided or reimbursable expenditures occur, 2) transactions are recorded in the accounting system, and 3) payments between funds are made.

INTERBORO SCHOOL DISTRICT
NOTES TO BASIC FINANCIAL STATEMENTS

5. CAPITAL ASSETS

Capital Asset Activity for the year ended June 30, 2018, was as follows:

	Balance July 1, 2017	Increases	Decreases	Balance June 30, 2018
<u>Governmental Activities:</u>				
Capital assets not being depreciated				
Land	\$ 1,674,131	\$	\$	\$ 1,674,131
Construction in Progress	5,069,715		5,069,715	-
Total capital assets not being depreciated	<u>6,743,846</u>	<u>-</u>	<u>5,069,715</u>	<u>1,674,131</u>
Capital assets being depreciated				
Land improvements	2,848,941			2,848,941
Buildings and improvements	77,234,879	7,158,246		84,393,125
Property and equipment	20,711,293	257,700		20,968,993
Total capital assets being depreciated at historical cost	<u>100,795,113</u>	<u>7,415,946</u>	<u>-</u>	<u>108,211,059</u>
Less accumulated depreciation for				
Land improvements	(1,268,860)	(118,653)		(1,387,513)
Buildings and improvements	(33,688,346)	(1,667,960)		(35,356,306)
Property and equipment	(17,867,337)	(467,400)		(18,334,737)
Total accumulated depreciation	<u>(52,824,543)</u>	<u>(2,254,013)</u>	<u>-</u>	<u>(55,078,556)</u>
Total capital assets being depreciated, net	<u>47,970,570</u>	<u>5,161,933</u>	<u>-</u>	<u>53,132,503</u>
Governmental Activities capital assets, net	<u>\$ 54,714,416</u>	<u>\$ 5,161,933</u>	<u>\$ 5,069,715</u>	<u>\$ 54,806,634</u>
<u>Business-type Activities:</u>				
Capital assets being depreciated				
Machinery and equipment	\$ 937,607	\$ 3,491	\$ 5,395	\$ 935,703
Less accumulated depreciation	<u>(432,753)</u>	<u>(50,300)</u>	<u>(5,395)</u>	<u>(477,658)</u>
Business-type activities capital assets, net	<u>\$ 504,854</u>	<u>\$ (46,809)</u>	<u>\$ -</u>	<u>\$ 458,045</u>

Depreciation expense for Governmental Activities was charged as direct expense to programs of the primary government as follows:

Instruction	\$ 119,388
Instructional Student Support	13,313
Administrative Support Services	237,784
Operation and Maintenance of Plant Services	1,769,002
Pupil Transportation	46,324
Student Activities	68,202
Total Governmental Activities depreciation expense	<u>\$ 2,254,013</u>

INTERBORO SCHOOL DISTRICT
NOTES TO BASIC FINANCIAL STATEMENTS

6. LONG-TERM LIABILITIES

The following is a summary of governmental long-term liability activity of the district for the year ending June 30, 2018:

Type	Principal Outstanding July 1, 2017	Additions	Repayments	Principal Outstanding June 30, 2018	Due within One Year
General Obligation Bond - 2013A	\$ 8,665,000	\$	\$ 325,000	\$ 8,340,000	\$ 340,000
General Obligation Bond - 2014	11,805,000		5,000	11,800,000	5,000
General Obligation Bond - 2015	8,615,000		1,325,000	7,290,000	1,365,000
General Obligation Bond - 2015A	7,080,000		40,000	7,040,000	45,000
General Obligation Bond - 2015AA	6,090,000		100,000	5,990,000	100,000
General Obligation Bond - 2015AAA	1,770,000		280,000	1,490,000	280,000
General Obligation Bond - 2016	6,105,000		65,000	6,040,000	65,000
General Obligation Bond - 2017	7,115,000		5,000	7,110,000	250,000
	57,245,000	-	2,145,000	55,100,000	2,450,000
Net Discount/Premium	420,156		57,485	362,671	-
	57,665,156	-	2,202,485	55,462,671	2,450,000
Capital Leases	822,924		362,307	460,617	372,832
Compensated Absences	1,732,838	183,085	203,976	1,711,947	266,667
Total	\$ 60,220,918	\$ 183,085	\$ 2,768,768	\$ 57,635,235	\$ 3,089,499

The general fund has liquidated long term liabilities in prior years.

Interest expense for the year ended June 30, 2018 was \$1,762,083 for bonds and \$14,552 for capital leases.

INTERBORO SCHOOL DISTRICT
NOTES TO BASIC FINANCIAL STATEMENTS

6. LONG-TERM LIABILITIES, continued

Principal and interest payments for bonds payable for the succeeding fiscal years are as follows:

Year Ended June 30,	Principal	Interest	Total
2019	\$ 2,450,000	\$ 1,734,213	\$ 4,184,213
2020	2,525,000	1,657,588	4,182,588
2021	2,615,000	1,570,863	4,185,863
2022	2,690,000	1,498,473	4,188,473
2023	2,745,000	1,438,439	4,183,439
2024-2028	13,915,000	6,168,812	20,083,812
2029-2033	14,410,000	4,211,380	18,621,380
2034-2037	13,750,000	1,145,873	14,895,873
	<u>\$ 55,100,000</u>	<u>\$ 19,425,641</u>	<u>\$ 74,525,641</u>

Bonds payable at June 30, 2018, consisted of:

General Obligation Bond Series 2013A. Original principal amount of \$9,445,000, maturing through August 15, 2028, bearing interest from 2.0% to 3.8%. Interest is paid semi-annually on February 15 and August 15. The bonds were issued to currently refund the General Obligation Bond Series 2008A and advance refund a portion of the General Obligation Bond Series 2010AAA. The Principal outstanding is reported net of a \$42,998 discount. \$ 8,297,002

General Obligation Bond Series 2014. Original principal amount of \$11,820,000, maturing through February 15, 2034, bearing interest from 2.0% to 3.8%. Interest is paid semi-annually on February 15 and August 15. The bonds were issued to provide funds for an energy conservation project and certain capital projects. The principal outstanding is reported net of a \$49,494 discount. 11,750,506

General Obligation Bond Series 2015. Original principal amount of \$9,085,000, maturing through February 15, 2023, bearing interest from 2.0% to 4.0%. Interest is paid semi-annually on February 15 and August 15. The bonds were issued to currently refund the General Obligation Bond Series 2010B. The principal outstanding is reported net of a \$297,893 premium. 7,587,893

INTERBORO SCHOOL DISTRICT
NOTES TO BASIC FINANCIAL STATEMENTS

6. LONG-TERM LIABILITIES, continued

<p>General Obligation Bond Series 2015A. Original principal amount of \$7,260,000 maturing through February 15, 2035, bearing interest from 2.0% to 3.750%. Interest is paid semi-annually on February 15 and August 15. The bonds were issued to provide funds for certain outside capital projects and building improvements. The principal outstanding is reported net of a \$27,428 premium.</p>	7,067,428
<p>General Obligation Bond Series 2015AA. Original principal amount of \$6,170,000, maturing through February 15, 2026, bearing interest from 2.0% to 4.0%. Interest is paid semi-annually on February 15 and August 15. The bonds were issued to currently refund the General Obligation Bond Series 2010AA. The principal outstanding is reported net of a \$27,577 discount.</p>	5,962,423
<p>General Obligation Bond Series 2015AAA. Original principal amount of \$2,240,000, maturing through February 15, 2023, bearing interest from 2.0% to 3.0%. Interest is paid semi-annually on February 15 and August 15. The bonds were issued to currently refund the General Obligation Bond Series 2010AAA. The principal outstanding is reported net of a \$35,563 premium.</p>	1,525,563
<p>General Obligation Bond Series 2016. Original principal amount of \$6,105,000 maturing through February 15, 2037, bearing interest from 2.0% to 3.50%. Interest is paid semi-annually on February 15 and August 15. The bonds were issued to provide funds for the replacement of the HVAC system at the Kindergarten Academy and the Admin Building. The principal outstanding is reported net of a \$36,366 premium.</p>	6,076,366
<p>General Obligation Bond Series 2017. Original principal amount of \$7,115,000 maturing through February 15, 2037, bearing interest from 2.0% to 4.00%. Interest is paid semi-annually on February 15 and August 15. The bonds were issued to provide funds for the replacement of the HVAC system at the Glenolden School. The principal outstanding is reported net of a \$85,490 premium.</p>	7,195,490
	\$ 55,462,671

INTERBORO SCHOOL DISTRICT
NOTES TO BASIC FINANCIAL STATEMENTS

7. PENSION PLAN

For purposes of measuring the net pension liability, deferred outflows of resources and deferred inflows of resources related to pensions, and pension expense, information about the fiduciary net position of the Public School Employees' Retirement System (PSERS) and additions to/deduction from PSERS's fiduciary net position have been determined on the same basis as they are reported by PSERS. For this purpose, benefit payments (including refunds of employee contributions) are recognized when due and payable in accordance with the benefit terms. Investments are reported at fair value.

General Information about the Pension Plan

Plan description

PSERS is a governmental cost-sharing multi-employer defined benefit pension plan that provides retirement benefits to public school employees of the Commonwealth of Pennsylvania. The members eligible to participate in the System include all full-time public school employees, part-time hourly public school employees who render at least 500 hours of service in the school year, and part-time per diem public school employees who render at least 80 days of service in the school year in any of the reporting entities in Pennsylvania. PSERS issues a publicly available financial report that can be obtained at www.psers.pa.gov.

Benefits provided

PSERS provides retirement, disability, and death benefits. Members are eligible for monthly retirement benefits upon reaching (a) age 62 with at least 1 year of credited service; (b) age 60 with 30 or more years of credited service; or (c) 35 or more years of service regardless of age. Act 120 of 2010 (Act 120) preserves the benefits of existing members and introduced benefit reductions for individuals who become new members on or after July 1, 2011. Act 120 created two new membership classes, Membership Class T-E (Class T-E) and Membership Class T-F (Class T-F). To qualify for normal retirement, Class T-E and Class T-F members must work until age 65 with a minimum of 3 years of service or attain a total combination of age and service that is equal to or greater than 92 with a minimum of 35 years of service. Benefits are generally equal to 2% or 2.5%, depending upon membership class, of the member's final average salary (as defined in the Code) multiplied by the number of years of credited service. For members whose membership started prior to July 1, 2011, after completion of five years of service, a member's right to the defined benefits is vested and early retirement benefits may be elected. For Class T-E and Class T-F members, the right to benefits is vested after ten years of service.

Participants are eligible for disability retirement benefits after completion of five years of credited service. Such benefits are generally equal to 2% or 2.5%, depending upon membership class, of the member's final average salary (as defined in the Code) multiplied by the number of years of credited service, but not less than one-third of such salary nor greater than the benefit the member would have had at normal retirement age. Members over normal

INTERBORO SCHOOL DISTRICT
NOTES TO BASIC FINANCIAL STATEMENTS

7. PENSION PLAN, continued

Benefits provided, continued

retirement age may apply for the disability benefits.

Death benefits are payable upon the death of an active member who has reached age 62 with at least one year of credited service (age 65 with at least three years of credited service for Class T-E and Class T-F members) or who has at least five years of credited service (ten years for Class T-E and Class T-F members). Such benefits are actuarially equivalent to the benefit that would have been effective if the member had retired on the day before death.

Contributions

Member Contributions:

Active members who joined the System prior to July 22, 1983, contribute at 5.25% (Membership Class T- C) or at 6.50% (Membership Class T-D) of the member's qualifying compensation.

Members who joined the System on or after July 22, 1983, and who were active or inactive as of July 1, 2001, contribute at 6.25% (Membership Class T-C) or at 7.50% (Membership Class T-D) of the member's qualifying compensation.

Members who joined the System after June 30, 2001 and before July 1, 2011, contribute at 7.50% (automatic Membership Class T-D). For all new hires and for members who elected Class T-D membership, the higher contribution rates began with service rendered on or after January 1, 2002.

Members who joined the System after June 30, 2011, automatically contribute at the Membership Class T-E rate of 7.5% (base rate) of the member's qualifying compensation. All new hires after June 30, 2011, who elect Class T-F membership, contribute at 10.3% (base rate) of the member's qualifying compensation. Membership Class T-E and Class T-F are affected by a "shared risk" provision in Act 120 of 2010 that in future fiscal years could cause the Membership Class T-E contribution rate to fluctuate between 7.5% and 9.5% and Membership Class T-F contribution rate to fluctuate between 10.3% and 12.3%.

Employer Contributions:

The school districts' contractually required contribution rate for fiscal year ended June 30, 2018 was 31.74% of covered payroll, actuarially determined as an amount that, when combined with employee contributions, is expected to finance the costs of benefits earned by employees during the year, with an additional amount to finance any unfunded accrued liability. Contributions to the pension plan from the District were \$9,698,738 for the year ended June 30, 2018.

INTERBORO SCHOOL DISTRICT
NOTES TO BASIC FINANCIAL STATEMENTS

7. PENSION PLAN, continued

Pension Liabilities, Pension Expense, and Deferred Outflows of Resources and Deferred Inflows of Resources Related to Pensions

At June 30, 2018, the District reported a liability of \$116,359,000 for its proportionate share of the net pension liability. The net pension liability was measured as of June 30, 2017, and the total pension liability used to calculate the net pension liability was determined by rolling forward the System's total pension liability as of June 30, 2016 to June 30, 2017. The District's proportion of the net pension liability was calculated utilizing the employer's one-year reported covered payroll as it related to the total one-year reported covered payroll. At June 30, 2017, the District's proportion was .2356 percent, which was a decrease of .001 percent from its proportion measured as of June 30, 2016.

For the year ended June 30, 2018, the District recognized pension expense of \$13,654,582. At June 30, 2018, the District reported deferred outflows of resources and deferred inflows of resources related to pensions from the following sources:

	Deferred Outflows of Resources	Deferred Inflows of Resources
Changes in proportions	\$ 1,289,800	\$
Net difference between projected and actual investment earnings	2,274,100	
Net difference between actual and expected experience	910,200	434,100
Difference between employer contributions and proportionate share of total contributions	100,676	
Changes in assumptions	2,116,000	
Contributions subsequent to the measurement date	9,698,738	
	\$ 16,389,514	\$ 434,100

\$9,698,738 reported as deferred outflows of resources related to pensions resulting from District contributions subsequent to the measurement date will be recognized as reduction of the net pension liability in the year ended June 30, 2018. Other amounts reported as deferred outflows of resources and deferred inflows of resources related to pensions will be recognized in pension expense as follows:

Year ended June 30:	
2019	\$ 4,455,124
2020	2,260,496
2021	(458,944)

INTERBORO SCHOOL DISTRICT
NOTES TO BASIC FINANCIAL STATEMENTS

7. PENSION PLAN, continued

Actuarial assumptions

The total pension liability as of June 30, 2017 was determined by rolling forward the System's total pension liability as of the June 30, 2016 actuarial valuation to June 30, 2017 using the following actuarial assumptions, applied to all periods included in the measurement:

- Actuarial cost method – Entry Age Normal – level % of pay
- Investment return 7.25%, includes inflation at 2.75%
- Salary growth - effective average of 5.0%, comprised of inflation of 2.75% and 2.25% for real wage growth and for merit or seniority increases
- Mortality rates were based on the RP-2014 Mortality Tables for Males and Females, adjusted to reflect PSERS' experience and projected using a modified version of the MP-2015 Mortality Improvement Scale.

The long-term expected rate of return on pension plan investments was determined using a building-block method in which best-estimate ranges of expected future real rates of return (expected returns, net of pension plan investment expense and inflation) are developed for each major asset class. These ranges are combined to produce the long-term expected rate of return by weighting the expected future real rates of return by the target asset allocation percentage and by adding expected inflation.

The pension plan's policy in regard to the allocation of invested plan assets is established and may be amended by the Board. Plan assets are managed with a long-term objective of achieving and maintaining a fully funded status for the benefits provided through the pension.

<u>Asset Class</u>	<u>Target allocation</u>	<u>Long-Term Expected Real Rate of Return</u>
Global public equity	20.0%	5.1%
Fixed Income	36.0%	2.6%
Commodities	8.0%	3.0%
Absolute return	10.0%	3.4%
Risk parity	10.0%	3.8%
Infrastructure/MLPs	8.0%	4.8%
Real estate	10.0%	3.6%
Alternative investments	15.0%	6.2%
Cash	3.0%	0.6%
Financing (LIBOR)	-20.0%	1.1%
	<u>100%</u>	

INTERBORO SCHOOL DISTRICT
NOTES TO BASIC FINANCIAL STATEMENTS

7. PENSION PLAN, continued

The above was the Board’s adopted asset allocation policy and best estimates of geometric real rates of return for each major asset class as of June 30, 2017.

Discount rate

The discount rate used to measure the total pension liability was 7.25%. The projection of cash flows used to determine the discount rate assumed that contributions from plan members will be made at the current contribution rate and that contributions from employers will be made at contractually required rates, actuarially determined. Based on those assumptions, the pension plan’s fiduciary net position was projected to be available to make all projected future benefit payments of current plan members. Therefore, the long-term expected rate of return on pension plan investments was applied to all periods of projected benefit payments to determine the total pension liability.

Sensitivity of the District’s proportionate share of the net pension liability to changes in the discount rate

The following presents the net pension liability, calculated using the discount rate of 7.25%, as well as what the net pension liability would be if it were calculated using a discount rate that is 1-percentage point lower (6.25%) or 1-percentage-point higher (8.25%) than the current rate:

	1% Decrease 6.25%	Current Discount Rate 7.25%	1% Increase 8.25%
District's proportionate share of the net pension liability	\$ 143,228,000	\$ 116,359,000	\$ 93,674,000

Pension plan fiduciary net position

Detailed information about PSERS’ fiduciary net position is available in PSERS Comprehensive Annual Financial Report which can be found on the System’s website at www.psers.pa.gov.

INTERBORO SCHOOL DISTRICT
NOTES TO BASIC FINANCIAL STATEMENTS

8. POST-EMPLOYMENT HEALTHCARE BENEFITS

Single-Employer Defined Benefit OPEB Plan

The District's other post-employment benefits ("OPEB") include a single-employer defined benefit plan that provides medical, prescription drug, dental and vision benefits to eligible retirees and their dependents. All employees who retire from the District may continue to participate in the district's group health plan until the retired employee reaches Medicare age; spouses are eligible until the retiree reaches age 62, then the spouse can continue coverage under COBRA for 3 years; for employees who retired before July 1, 2007, the district provides 100% of the cost of coverage for the retiree and spouse.

OPEB Plan Membership

Membership in the OPEB plan consisted of the following at July 1, 2017:

Active participants	628
Vested former participants	0
Retired participants	<u>38</u>
Total	<u><u>666</u></u>

Funding Policy

The District's contributions are funded on a pay-as-you-go basis. The contribution requirements of retirees are established and may be amended by the School Board.

OPEB Liability

The District's OPEB liability has been measured as of June 30, 2018. The total OPEB liability was determined by an actuarial valuation as of July 1, 2017, and by rolling forward the liabilities from the July 1, 2017 actuarial valuation through the measurement date. No significant events or changes in assumptions occurred between the valuation date and the fiscal year end. The net OPEB liability is \$14,710,786, all of which is unfunded.

The District's change in its OPEB liability for the year ended June 30, 2018 was as follows:

Balances as of July 1, 2017	<u>\$ 10,915,134</u>
Changes for the year:	
Service cost	607,457
Interest on total OPEB liability	445,846
Differences between expected and actual experience	(524,116)
Changes in assumptions	4,019,360
Benefit payments	<u>(752,895)</u>
Net changes	<u>3,795,652</u>
Balances as of June 30, 2018	<u><u>14,710,786</u></u>

INTERBORO SCHOOL DISTRICT
NOTES TO BASIC FINANCIAL STATEMENTS

8. POST-EMPLOYMENT HEALTHCARE BENEFITS, continued

Single-Employer Defined Benefit OPEB Plan, continued

OPEB Expense and Deferred Outflows Related to OPEB

For the year ended June 30, 2018, the District recognized OPEB expense of \$668,603. At June 30, 2018, the District had deferred inflows and outflows of resources related to the OPEB plan from the following sources:

	Deferred Outflows of Resources	Deferred Inflows of Resources
Changes in assumptions	\$ 3,602,846	\$ -
Differences between expected and actual experience	-	469,803
Contributions subsequent to the measurement date	746,901	-
	\$ 4,349,747	\$ 469,803

\$746,901 reported as deferred outflows of resources related to the OPEB plan resulting from District contributions subsequent to the measurement date will be recognized as reduction of the net OPEB liability in the year ended June 30, 2018. Other amounts reported as deferred outflows of resources and deferred inflows of resources related to the OPEB plan will be recognized in OPEB expense as follows:

Year ended June 30:

2019	\$	362,201
2020		362,201
2021		362,201
2022		362,201
2023		362,201
Thereafter		1,322,038

Sensitivity of the OPEB Liability to Change in Healthcare Cost Trend Rates

The following presents the OPEB liability for June 30, 2018, calculated using current healthcare cost trends as well as what the OPEB liability would be if it health cost trends were 1-percentage point lower or 1-percentage point higher than the current rate:

	<u>1% Decrease</u>	<u>Trend Rate</u>	<u>1% Increase</u>
OPEB Liability	\$ 13,163,647	\$ 14,710,786	\$ 16,544,650

INTERBORO SCHOOL DISTRICT
NOTES TO BASIC FINANCIAL STATEMENTS

8. POST-EMPLOYMENT HEALTHCARE BENEFITS, continued

Single-Employer Defined Benefit OPEB Plan, continued

Sensitivity of the OPEB Liability to Changes in the Discount Rate

The following presents the net OPEB liability of the District calculated using the discount rate of 3.00%, as well as what the OPEB liability would be if it were calculated using the discount rate that is one percentage point lower (2.00%) or 1 percentage point higher (4.00%) than the current rate:

	1% Decrease 2.00%	Current Discount Rate 3.00%	1% Increase 4.00%
OPEB Liability	\$ 16,140,039	\$ 14,710,786	\$ 13,449,174

Actuarial Methods and Significant Assumptions

The OPEB Liability as of June 30, 2018, was determined by rolling forward the OPEB Liability as of July 1, 2017 to June 30, 2018 using the following actuarial assumptions, applied to all periods included in the measurement:

- Actuarial cost method - entry age normal
- Discount rate - 3.00% - 20 year high-grade municipal rate index at July 1, 2017. The discount rate changed from 4.00% to 3.00%.
- Salary growth - an annual rate of 2.50% cost of living
- Assumed healthcare cost trends – 8.00% in 2017, 7.00% in 2018, 6.00% in 2019, and 5.00% after 2019.
- Mortality rates – separate rates are assumed pre-retirement and post-retirement using the RP-2014 rates as published by the Society of Actuaries.

Cost Sharing Multiple-Employer Defined Benefit OPEB Plan

For purposes of measuring the net OPEB liability, deferred outflows of resources and deferred inflows of resources related to OPEB, and OPEB expense, information about the fiduciary net position of the Public School Employees' Retirement System (PSERS) and additions to/deduction from PSERS's fiduciary net position have been determined on the same basis as they are reported by PSERS. For this purpose, benefit payments are recognized when due and payable in accordance with the benefit terms. Investments are reported at fair value.

INTERBORO SCHOOL DISTRICT
NOTES TO BASIC FINANCIAL STATEMENTS

8. POST-EMPLOYMENT HEALTHCARE BENEFITS, continued

Cost Sharing Multiple-Employer Defined Benefit OPEB Plan, continued

Health Insurance Premium Assistance Program

The System (PSERS) provides premium assistance which is a governmental cost sharing, multiple-employer other post-employment benefit plan (OPEB) for all eligible retirees who qualify and elect to participate. Employer contribution rates for premium assistance are established to provide reserves in the health insurance account that are sufficient for the payment of premium assistance benefits for each succeeding year. Effective January 1, 2002 under the provisions of Act 9 of 2001, participating eligible retirees are entitled to receive premium assistance payments equal to the lesser of \$100 per month or their out-of-pocket monthly health insurance premium. To receive premium assistance, eligible retirees must obtain their health insurance through either their school employer or the PSERS' health options program. As of June 30, 2017 there were no assumed future benefit increases to participating eligible retirees.

Benefits Provided

Participating eligible retirees are entitled to receive premium assistance payments equal to the lesser of \$100 per month or their out-of-pocket monthly health insurance premium. To receive premium assistance, eligible retirees must obtain their health insurance through either their school employer or the PSERS' health options program. As of June 30, 2017 there were no assumed future benefit increases to participating eligible retirees.

Employer Contributions

The District's contractually required contribution rate for the fiscal year ended June 30, 2018 was 0.83% of covered payroll, actuarially determined as an amount that, when combined with employee contributions, is expected to finance the costs of benefits earned by employees during the year, with an additional amount to finance any unfunded accrued liability. Contributions to the OPEB plan from the District were \$253,622 for the year ended June 30, 2018.

INTERBORO SCHOOL DISTRICT
NOTES TO BASIC FINANCIAL STATEMENTS

8. POST-EMPLOYMENT HEALTHCARE BENEFITS, continued

Cost Sharing Multiple-Employer Defined Benefit OPEB Plan, continued

OPEB Liabilities, OPEB Expense, and Deferred Outflows of Resources and Deferred Inflows of Resources Related to OPEB

At June 30, 2018, the District reported a liability of \$4,800,000 for its proportionate share of the net OPEB liability. The net OPEB liability was measured as of June 30, 2017, and the total OPEB liability used to calculate the net OPEB liability was determined by rolling forward PSERS' total OPEB liability as of June 30, 2016 to June 30, 2017. The District's proportion of the net OPEB liability was calculated utilizing the employer's one-year reported covered payroll as it relates to the total one-year reported covered payroll. At June 30, 2018, the District's proportion was .2356 percent, which was a decrease of .001 from its proportion measured as of June 30, 2017.

For the year ended June 30, 2018, the District recognized OPEB expense of \$153,817. At June 30, 2018, the District reported deferred outflows of resources and deferred inflows of resources related to OPEB from the following sources:

	Deferred Outflows of Resources	Deferred Inflows of Resources
Changes in proportions	\$	\$ 15,714
Changes in assumptions		178,998
Net difference between projected and actual investment earnings	3,807	
Difference between employer contributions and proportionate share of total contributions		1,632
Contributions subsequent to the measurement date	253,622	
	\$ 257,429	\$ 196,344

\$253,622 reported as deferred outflows of resources related to OPEB resulting from District contributions subsequent to the measurement date will be recognized as a reduction of the net OPEB liability in the year ended June 30, 2018. Other amounts reported as deferred outflows of resources and deferred inflows of resources related to OPEB will be recognized in OPEB expense as follows:

Year ended June 30:		
2019	\$	(38,217)
2020		(38,217)
2021		(38,217)
2022		(38,943)
2023		(38,943)

INTERBORO SCHOOL DISTRICT
NOTES TO BASIC FINANCIAL STATEMENTS

8. POST-EMPLOYMENT HEALTHCARE BENEFITS, continued

Cost Sharing Multiple-Employer Defined Benefit OPEB Plan, continued

Actuarial Assumptions

The OPEB liability as of June 30, 2017, was determined by rolling forward the PSERS' OPEB liability as of June 30, 2016 to June 30, 2017 using the following actuarial assumptions, applied to all periods included in the measurement:

- Actuarial cost method - entry age normal - level % of pay
- Investment return - 3.13% - Standard & Poor's 20-year municipal bond rate
- Salary growth - Effective average of 5.00%, comprised of inflation of 2.75% and 2.25% for real wage growth and for merit or seniority increases.
- Premium assistance reimbursement is capped at \$1,200 per year.
- Assumed healthcare cost trends were applied to retirees with less than \$1,200 in premium assistance per year.
- Mortality rates were based on the RP-2014 mortality tables for males and females, adjusted to reflect PSERS' experience and projected using a modified version of the MP-2015 mortality improvement scale.
- Participation rate:
 - Eligible retirees will elect to participate pre age 65 at 50%
 - Eligible retirees will elect to participate post age 65 at 70%

The following assumptions were used to determine the contribution rate:

- The results of the actuarial valuation as of June 30, 2015 determined the employer contribution rate for fiscal year 2017.
- Cost method - amount necessary to assure solvency of premium assistance through the third fiscal year after the valuation date.
- Asset valuation method: market value.
- Participation rate: 63% of eligible retirees are assumed to elect premium assistance.
- Mortality rates and retirement ages were based on the RP-2000 combined healthy annuitant tables with age set back 3 for both males and females for healthy annuitants and for dependent beneficiaries. For disabled annuitants, the RP-2000 combined disabled tables with age set back 7 years for males and 3 years for females for disabled annuitants. (A unisex table based on the RP-2000 combined healthy annuitant tables with age set back 3 years for both genders assuming the population consists of 25% males and 75% females is used to determine actuarial equivalent benefits.)

Investments consist primarily of short term assets designed to protect the principal of the OPEB plan assets. The expected rate of return on OPEB plan investments was determined using the OPEB asset allocation policy and best estimates of geometric real rates of return for each asset class.

INTERBORO SCHOOL DISTRICT
NOTES TO BASIC FINANCIAL STATEMENTS

8. POST-EMPLOYMENT HEALTHCARE BENEFITS, continued

Cost Sharing Multiple-Employer Defined Benefit OPEB Plan, continued

Actuarial Assumptions, continued

The OPEB plan's policy in regard to the allocation of invested plan assets is established and may be amended by the Board. Under the program, as defined in the retirement code employer contribution rates for premium assistance are established to provide reserves in the health insurance account that are sufficient for the payment of premium assistance benefits for each succeeding year.

<u>OPEB Asset Class</u>	<u>Target allocation</u>	<u>Long-Term Expected Real Rate of Return</u>
Cash	76.4%	0.6%
Fixed Income	23.6%	1.5%
	<u>100%</u>	

The above was the Board's adopted asset allocation policy and best estimates of geometric real rates of return for each major asset class as of June 30, 2017.

Discount Rate

The discount rate used to measure the OPEB liability was 3.13%. Under the OPEB plan's funding policy, contributions are structured for short term funding of premium assistance. The funding policy sets contribution rates necessary to assure solvency of premium assistance through the third fiscal year after the actuarial valuation date. The premium assistance account is funded to establish reserves that are sufficient for the payment of premium assistance benefits for each succeeding year. Due to the short term funding policy, the OPEB plan's fiduciary net position was not projected to be sufficient to meet projected future benefit payments, therefore the OPEB plan is considered a "pay-as-you-go" plan. A discount rate of 3.13% which represents the Standard & Poor's 20-year municipal bond rate at June 30, 2017, was applied to all projected benefit payments to measure the total OPEB liability.

INTERBORO SCHOOL DISTRICT
NOTES TO BASIC FINANCIAL STATEMENTS

8. POST-EMPLOYMENT HEALTHCARE BENEFITS, continued

Cost Sharing Multiple-Employer Defined Benefit OPEB Plan, continued

Sensitivity of District's Proportionate Share of the Net OPEB Liability to Change in Healthcare Cost Trend Rates

Healthcare cost trends were applied to retirees receiving less than \$1,200 in annual premium assistance. As of June 30, 2017, retirees premium assistance benefits are not subject to future healthcare cost increases. The annual premium assistance reimbursement for qualifying retirees is capped at a maximum of \$1,200. As of June 30, 2016, 91,797 total retirees of the plan were receiving the maximum amount allowed of \$1,200 per year. As of June 30, 2016, 1,354 total members of the plan were receiving less than the maximum amount allowed of \$1,200 per year. The actual number of retirees receiving less than the \$1,200 per year cap is a small percentage of the total population and has a minimal impact on healthcare cost trends as depicted below.

The following presents the net OPEB liability for June 30, 2017, calculated using current healthcare cost trends as well as what net OPEB liability would be if health cost trends were 1-percentage point lower or 1-percentage point higher than the current rate:

	1% Decrease	Current Trend Rate	1% Increase
PSERS net OPEB liability	\$ 4,799,000	\$ 4,800,000	\$ 4,801,000

Sensitivity of the District's Proportionate Share of the Net OPEB Liability to Changes in the Discount Rate

The following presents the net OPEB liability, calculated using the discount rate of 3.13%, as well as what the net OPEB liability would be if it were calculated using a discount rate that is 1-percentage point lower (2.13%) or 1-percentage-point higher (4.13%) than the current rate:

	1% Decrease 2.13%	Current Discount Rate 3.13%	1% Increase 4.13%
District's proportionate share of the net OPEB liability	\$ 5,456,000	\$ 4,800,000	\$ 4,255,000

OPEB Plan Fiduciary Net Position

Detailed information about PSERS' fiduciary net position is available in PSERS Comprehensive Annual Financial Report which can be found on PSERS's website at www.psers.pa.gov.

INTERBORO SCHOOL DISTRICT
NOTES TO BASIC FINANCIAL STATEMENTS

9. CAPITAL LEASES

On November 19, 2014, the District entered into an 8 year capital lease agreement for school buses. Payments are made annually. The implicit interest rate is 2.54%. The principal amount of the lease is \$264,000. This amount has been added to capital assets and long-term liabilities in the government-wide financial statements. Amortization expense for the equipment is included in depreciation expense.

On July 1, 2014, the District entered into a 5 year capital lease agreement for technology equipment. Payments are made annually. The implicit interest rate is 2.89%. The principal amount of the lease is \$1,594,779. This amount has been added to capital assets and long-term liabilities in the government-wide financial statements. Amortization expense for the equipment is included in depreciation expense.

Principal and interest payments for the succeeding years are as follows:

<u>June 30,</u>	<u>Principal</u>	<u>Interest</u>	<u>Total</u>
2019	372,832	4,027	376,859
2020	36,718	2,282	39,000
2021	37,672	1,328	39,000
2022	13,395	349	13,744
	<u>\$ 460,617</u>	<u>\$ 7,986</u>	<u>\$ 468,603</u>

10. OPERATING LEASES

The District currently is obligated under operating lease agreements for various office equipment leases and a school bus lease. The minimum rental cost for the year ending June 30, 2018 was \$646,278. The rental expense for the year ending June 30, 2018 was \$646,283. Future minimum lease payments under these leases are as follows:

<u>June 30,</u>	<u>Amount</u>
2019	677,278
2020	438,540
2021	338,000
	<u>\$ 1,453,818</u>

INTERBORO SCHOOL DISTRICT
NOTES TO BASIC FINANCIAL STATEMENTS

11. SELF INSURANCE

The School District self-insures worker’s compensation through the Pennsylvania Insurance Consortium for Schools. The Pennsylvania Insurance Consortium for Schools is an association consisting of school districts, intermediate units, and vocational-technical schools of the Commonwealth of Pennsylvania. The School District obtained a self-insurance exemption from the Commonwealth of Pennsylvania, Department of Labor and Industry, Bureau of Workers’ Compensation, which allows the School District to self-insure workers’ compensation.

Each year the School District is required to deposit funds into the central fund. The School District is then billed monthly for actual claims paid during the previous month up to the level of retention. After the level of retention is reached, claim payments are made from the central fund. At the end of each fiscal year, reserves are established or adjusted on all outstanding claims. Funds in the central fund at the end of the fiscal year are not refunded.

The School District does not carry dental or prescription insurance, because of its prohibitive cost, the district covers all claim settlements out of its General Fund resources. The School District currently reports all its risk management activities in the fund financial statements in its General Fund. Claims expenditures and liabilities are reported when it is probable that a loss has occurred and the amount of that loss can be reasonably estimated. These losses include an estimate of claims that have been incurred but not reported.

<u>Year</u>	<u>Beginning of Fiscal Year Liability</u>	<u>Current Year Claims and Charges</u>	<u>Claim Payments</u>	<u>Balance at Fiscal Year End</u>
2017-2018	\$ 130,284	\$ 1,580,137	\$ 1,538,114	\$ 172,307

12. CONTINGENCIES

Amounts received or receivable from grantor agencies are subject to audit and adjustment by grantor agencies, principally the federal government. Any disallowed claims, including amounts already collected, may constitute a liability of the applicable funds. The amount, if any, of expenditures which may be disallowed by the grantor cannot be determined at this time although the School District expects such amounts, if any, to be immaterial.

13. RISK MANAGEMENT

The District is exposed to various risks of losses related to torts; theft of, damage to and destruction of assets; errors and omissions; injuries to employees; and natural disasters. Significant losses are covered by commercial insurance. There were no significant reductions in insurance coverage for the fiscal year ending June 30, 2018.

INTERBORO SCHOOL DISTRICT
NOTES TO BASIC FINANCIAL STATEMENTS

14. SPLIT-DOLLAR LIFE INSURANCE

The District entered into Split-Dollar Life Insurance collateral assignment agreements with nine retirees. Pursuant to each collateral assignment agreement, a portion of the death benefit payable upon the death of the insured is “collaterally assigned” to the District in an amount equal to the aggregate sum of the life insurance premiums paid by the District during the life of the insured. The balance of the death benefit is retained by the insured’s designated beneficiary. The cumulative premium amount paid and receivable by the District is \$353,692 as of June 30, 2018.

15. CHANGE IN ACCOUNTING PRINCIPLE

Effective July 1, 2017, the District adopted the provisions of GASB Statement No. 75, *Accounting and Financial Reporting for Postemployment Benefits Other Than Pensions*. As a result of implementing this statement, a prior period adjustment is required for the beginning net OPEB liability and deferred outflows for the District’s OPEB contributions made during fiscal year 2017. The effect is a reduction in the net position of governmental activities of \$14,040,683, as detailed below

	Governmental Activities
Beginning net position as previously reported at June 30, 2017	\$ (94,735,651)
Prior period adjustment - Implementation of GASB 75:	
Net other post-employment benefits liability	(15,050,858)
Deferred outflows - District's contributions made during fiscal year 2017	1,010,175
Total prior period adjustment	(14,040,683)
Net position as restated, July 1, 2017	\$ (108,776,334)

REQUIRED

SUPPLEMENTARY INFORMATION

INTERBORO SCHOOL DISTRICT

SCHEDULE OF THE DISTRICT'S PROPORTIONATE SHARE OF THE
NET PENSION LIABILITY

Last 10 Fiscal Years*

	<u>June 30, 2018</u>	<u>June 30, 2017</u>	<u>June 30, 2016</u>	<u>June 30, 2015</u>	<u>June 30, 2014</u>
District's proportion of the net pension liability	0.2356%	0.2366%	0.2337%	0.2230%	0.2105%
District's proportionate share of the net pension liability	\$ 116,359,000	\$ 117,251,000	\$ 101,228,000	\$ 88,265,000	\$ 86,171,000
District's covered-employee payroll	\$ 31,363,461	\$ 30,640,769	\$ 30,067,986	\$ 28,452,280	\$ 27,018,153
District's proportionate share of the net pension liability as a percentage of its covered-employee payroll	371.00%	382.66%	336.66%	310.22%	318.94%
Plan fiduciary net position as a percentage of the total pension liability	51.84%	50.14%	54.36%	57.24%	54.49%

Amounts were determined as of the cost-sharing plan's June 30, 2017 fiscal year.

* This schedule is presented to illustrate the requirement to show information for 10 years. However, until a full 10-year trend is complete, available information is presented.

INTERBORO SCHOOL DISTRICT
SCHEDULE OF DISTRICT CONTRIBUTIONS
PENSION PLAN

Last 10 Fiscal Years*

	<u>June 30, 2018</u>	<u>June 30, 2017</u>	<u>June 30, 2016</u>	<u>June 30, 2015</u>	<u>June 30, 2014</u>
Contractually required contribution	\$ 9,698,738	\$ 9,051,284	\$ 7,541,738	\$ 6,055,982	\$ 4,455,528
Contributions in relation to the contractually required contribution	<u>\$ (9,698,738)</u>	<u>\$ (9,051,284)</u>	<u>\$ (7,541,738)</u>	<u>\$ (6,055,982)</u>	<u>\$ (4,455,528)</u>
Contribution deficiency (excess)	-	-	-	-	-
District's covered-employee payroll	\$ 30,556,830	\$ 30,997,548	\$ 30,166,952	\$ 29,541,375	\$ 28,452,280
Contributions as a percentage of covered-employee payroll	31.74%	29.20%	25.00%	20.50%	15.66%

Amounts are based on actual contributions during the fiscal year.

* This schedule is presented to illustrate the requirement to show information for 10 years. However, until a full 10-year trend is complete, available information is presented.

INTERBORO SCHOOL DISTRICT
SCHEDULE OF CHANGES IN OTHER POST-EMPLOYMENT BENEFITS LIABILITY
SINGLE EMPLOYER PLAN
Last Ten Fiscal Years *

	2018
Total Other Post-employment Benefits Liability	
Service Cost	\$ 607,457
Interest	445,846
Changes of Benefit Terms	-
Differences Between Expected and Actual Experience	(524,116)
Changes of Assumptions	4,019,360
Benefit Payments, Including Refunds of Member Contributions	(752,895)
Net Change in Total Other Post-employment Benefits Liability	3,795,652
Total Other Post-employment Benefits Liability - Beginning	10,915,134
Total Other Post-employment Benefits Liability - Ending	\$ 14,710,786
 Covered Employee Payroll	 \$ 30,577,931
 Total Other Post-employment Benefits Liability as a Percentage of Covered Employee Payroll	 48.11%

* This schedule is presented to illustrate the requirement to show information for 10 years. However, until a full 10-year trend is complete, available information is presented.

INTERBORO SCHOOL DISTRICT

SCHEDULE OF THE DISTRICT'S PROPORTIONATE SHARE OF THE
NET OTHER POST-EMPLOYMENT BENEFITS LIABILITY
PSERS COST SHARING PLAN

Last 10 Fiscal Years*

	June 30, 2018	June 30, 2017
District's proportion of the net Other Post-employment Benefits liability	0.2356%	0.2366%
District's proportionate share of the net Other Post-employment Benefits liability	\$ 4,800,000	\$ 5,096,000
District's covered-employee payroll	\$ 31,363,461	\$ 30,640,769
District's proportionate share of the net Other Post-employment Benefits liability as a percentage of its covered-employee payroll	15.30%	16.63%
System fiduciary net position as a percentage of the total Other Post-employment Benefits liability	5.73%	5.47%

Amounts were determined as of the cost-sharing plan's June 30, 2017 fiscal year.

* This schedule is presented to illustrate the requirement to show information for 10 years.
However, until a full 10-year trend is complete, available information is presented.

See accompanying notes to the required supplementary information

INTERBORO SCHOOL DISTRICT

SCHEDULE OF DISTRICT OTHER POST-EMPLOYMENT BENEFIT PLAN CONTRIBUTIONS PSERS COST SHARING PLAN

Last 10 Fiscal Years*

	<u>June 30, 2018</u>	<u>June 30, 2017</u>
Contractually required contribution	\$ 253,622	\$ 257,280
Contributions in relation to the contractually required contribution	<u>(253,622)</u>	<u>(257,280)</u>
Contribution deficiency (excess)	-	-
District's covered-employee payroll	\$ 30,556,830	\$ 31,363,461
Contributions as a percentage of covered-employee payroll	0.83%	0.83%

Amounts are based on actual contributions during the fiscal year.

* This schedule is presented to illustrate the requirement to show information for 10 years. However, until a full 10-year trend is complete, available information is presented.

See accompanying notes to the required supplementary information

INTERBORO SCHOOL DISTRICT
BUDGETARY COMPARISON SCHEDULE
GENERAL FUND

FOR THE YEAR ENDED JUNE 30, 2018

	Budgeted Amounts		Actual	Variance with
	Original	Final		Final Budget
				Positive (Negative)
REVENUES AND OTHER FINANCING SOURCES				
Revenues:				
Local sources	\$ 42,233,901	\$ 42,170,151	\$ 41,739,299	\$ (430,852)
State sources	21,522,189	21,585,939	21,813,938	227,999
Federal sources	617,979	617,979	901,951	283,972
Other Financing Sources:				
Refund of prior year expenditures	351,000	351,000	292,230	(58,770)
Total Revenues	<u>64,725,069</u>	<u>64,725,069</u>	<u>64,747,418</u>	<u>22,349</u>
EXPENDITURES AND OTHER FINANCING USES				
Expenditures:				
Instruction				
Regular programs	28,745,346	28,519,539	28,361,003	158,536
Special programs	10,581,024	10,269,746	10,111,714	158,032
Vocational programs	1,110,602	1,039,088	1,036,796	2,292
Other instructional programs	500,741	593,458	554,856	38,602
Community college education programs	363,980	363,980	359,560	4,420
Pre-Kindergarten	-	63,750	78,698	(14,948)
Total Instruction	<u>41,301,693</u>	<u>40,849,561</u>	<u>40,502,627</u>	<u>346,934</u>
Support Services				
Pupil personnel services	2,864,231	3,234,578	3,207,268	27,310
Instructional staff services	1,274,465	1,292,292	1,343,678	(51,386)
Administration services	4,607,839	4,593,539	4,596,184	(2,645)
Pupil health	869,920	852,468	806,621	45,847
Business services	709,713	714,574	667,144	47,430
Operation and maintenance of plant services	4,565,212	4,507,298	4,315,210	192,088
Student transportation	2,589,631	2,748,684	2,866,883	(118,199)
Central services	1,613,184	1,593,148	1,523,811	69,337
Other support services	37,380	37,655	37,655	-
Total Support Services	<u>19,131,575</u>	<u>19,574,236</u>	<u>19,364,454</u>	<u>209,782</u>
Operation of Non-instructional Services				
Student activities	835,799	835,356	871,247	(35,891)
Community services	116,067	119,815	104,048	15,767
Total Operation of Non-instructional Services	<u>951,866</u>	<u>955,171</u>	<u>975,295</u>	<u>(20,124)</u>
Other Financing Uses				
Capital outlay	-	11,519	34,083	(22,564)
Refund of prior years' revenue	6,200	847	-	847
Debt service	4,376,487	4,376,487	4,370,816	5,671
Total Other Financing Uses	<u>4,382,687</u>	<u>4,388,853</u>	<u>4,404,899</u>	<u>(16,046)</u>
Budgetary Reserve	-	-	-	-
TOTAL EXPENDITURES AND OTHER FINANCING USES	<u>65,767,821</u>	<u>65,767,821</u>	<u>65,247,275</u>	<u>520,546</u>
EXCESS (DEFICIENCY) OF REVENUES AND OTHER FINANCING SOURCES OVER EXPENDITURES AND OTHER FINANCING USES	(1,042,752)	(1,042,752)	(499,857)	542,895
FUND BALANCE AT BEGINNING OF YEAR	<u>1,000,442</u>	<u>1,000,442</u>	<u>4,416,553</u>	<u>3,416,111</u>
FUND BALANCE AT END OF YEAR	<u>\$ (42,310)</u>	<u>\$ (42,310)</u>	<u>\$ 3,916,696</u>	<u>\$ 3,959,006</u>

INTERBORO SCHOOL DISTRICT

NOTES TO THE REQUIRED SUPPLEMENTARY INFORMATION –

JUNE 30, 2018

1. Budgetary Data

The District follows the following procedures in establishing the budgetary data reflected in the financial statements:

- a. Prior to January 31, the School Board adopts a proposed operating budget for the fiscal year commencing the following July 1 or adopts a resolution indicating that it will not raise the rate of any tax by more than its index. The operating budget includes proposed expenditures and the means of financing them for the General Fund.
- b. Twenty days prior to the final budget adoption deadline the proposed final budget is made available for public inspection.
- c. Prior to June 30, the budget is legally enacted through passage of an ordinance.
- d. Legal budgetary control is maintained by the School Board at the departmental level. Transfers between departments, whether between funds or within a fund, or revisions that alter the total revenues and expenditures of any fund must be approved by the School Board.
- e. Budgetary data are included in the District's management information system and are employed as a management control device during the year.
- f. Budgets for the General Fund are adopted substantially on the modified accrual basis of accounting, which is consistent with generally accepted accounting principles.

A budget is not required for the Capital Projects or Capital Reserve funds.

2. Pension Data

The amounts reported in the schedule of the district's proportionate share of the net pension liability are determined as of June 30, 2017 by The Commonwealth of Pennsylvania Public School Employees' Retirement System (the cost-sharing plan). The change in benefit terms is with the passage of Act 5, class T-E & T-F members are now permitted to elect a lump sum payment of member contributions upon retirement. There were no changes in assumptions.

INTERBORO SCHOOL DISTRICT

NOTES TO THE REQUIRED SUPPLEMENTARY INFORMATION

3. Other Post-employment Benefits Data – Single Employer Plan

The amounts reported in the schedule of changes in other post-employment benefits liability – single employer plan are determined by an actuarial valuation as of July 1, 2017 for fiscal year ending June 30, 2018. There were no changes in benefit terms. The changes in assumptions are: The discount rate changed from 4.00% to 3.00%; the trend assumption was updated; assumptions for salary, mortality, withdrawal and retirement were updated based on new PSERS assumptions.

4. Other Post-employment Benefits Data – Cost Sharing Plan (PSERS)

The amounts reported in the schedule of the district's proportionate share of the net other post-employment benefits liability are determined as of June 30, 2017 by The Commonwealth of Pennsylvania Public School Employees' Retirement System (PSERS) (the cost-sharing plan). There were no changes in benefit terms. The change in actuarial assumptions is the discount rate increased from 2.71% as of June 30, 2016 to 3.13% as of June 30, 2017.

SUPPLEMENTARY INFORMATION

INTERBORO SCHOOL DISTRICT
SCHEDULE OF EXPENDITURES OF FEDERAL AWARDS AND CERTAIN STATE GRANTS
FOR THE YEAR ENDED JUNE 30, 2018

FEDERAL GRANTOR/PASS THROUGH GRANTOR/ PROGRAM TITLE	Federal CFDA Number	Pass Through Grantor's Number	Grant Period	Program or Award Amount	Accrued or (Deferred) at July 1, 2017	Total Received For the Year	Expenditures	Accrued or (Deferred) at June 30, 2018	Revenue Recognized
FEDERAL AWARDS									
U.S. DEPT. OF EDUCATION									
Passed Through the PA Dept. of Education									
Title I-Low Income	84.010	013-17-0197	7/20/16-9/30/17	\$ 489,598	\$ 80,214	\$ 87,858	\$ 7,644	\$ -	\$ 7,644
Title I-Low Income	84.010	013-18-0197	8/22/17-9/30/18	507,404	-	436,676	468,645	31,969	468,645
Total CFDA 84.010				<u>997,002</u>	<u>80,214</u>	<u>524,534</u>	<u>476,289</u>	<u>31,969</u>	<u>476,289</u>
Keystone to Opportunities	84.371c	143-16-0197	10/1/16-9/30/17	481,535	(179,046)	115,256	294,302	-	294,302
Total CFDA 84.371c				<u>481,535</u>	<u>(179,046)</u>	<u>115,256</u>	<u>294,302</u>	<u>-</u>	<u>294,302</u>
Title II - Improving Teacher Quality	84.367	020-17-0197	7/20/16-9/30/17	111,337	18,442	21,776	3,334	-	3,334
Title II - Improving Teacher Quality	84.367	020-18-0197	8/22/17-9/30/18	108,624	-	101,097	108,624	7,527	108,624
Total CFDA 84.367				<u>219,961</u>	<u>18,442</u>	<u>122,873</u>	<u>111,958</u>	<u>7,527</u>	<u>111,958</u>
Title IV - Student Support & Academic Enrichment	84.424	144-18-0197	8/22/17-9/30/18	11,466	-	4,095	11,466	7,371	11,466
Passed Through the Delaware County Intermediate Unit #25									
IDEA - B	84.027		7/1/17-6/30/18	638,964	-	621,740	638,964	17,224	638,964
IDEA - Section 619 2014-2015	84.173		7/1/17-6/30/18	6,076	-	6,076	6,076	-	6,076
Total IDEA Cluster				<u>645,040</u>	<u>-</u>	<u>627,816</u>	<u>645,040</u>	<u>17,224</u>	<u>645,040</u>
McKinney-Vento Homeless	84.196		7/1/16-6/30/17	411	(53)	-	53	-	53
TOTAL U.S. DEPT. OF EDUCATION				<u>2,355,415</u>	<u>(80,443)</u>	<u>1,394,574</u>	<u>1,539,108</u>	<u>64,091</u>	<u>1,539,108</u>
U.S. DEPT. OF THE INTERIOR									
FWS National Wildlife Refuge Fund	15.659		7/1/16-6/30/17	5,511	5,511	5,511	-	-	-
FWS National Wildlife Refuge Fund	15.659		7/1/17-6/30/18	4,484	-	4,484	4,484	-	4,484
TOTAL U.S. OF THE INTERIOR				<u>9,995</u>	<u>5,511</u>	<u>9,995</u>	<u>4,484</u>	<u>-</u>	<u>4,484</u>
U.S. DEPT. OF HEALTH AND HUMAN SERVICES									
Passed Through the PA Dept. of Public Welfare									
Medical Assistance - Access Admin	93.778		7/1/16-6/30/17	-	17,175	17,175	-	-	-
Medical Assistance - Access Admin	93.778		7/1/17-6/30/18	-	-	7,881	7,881	-	7,881
TOTAL U.S. DEPT. OF HEALTH AND HUMAN SERVICES				<u>-</u>	<u>17,175</u>	<u>25,056</u>	<u>7,881</u>	<u>-</u>	<u>7,881</u>
CHILD NUTRITION CLUSTER									
U.S. DEPT. OF AGRICULTURE									
Passed through the PA Dept. of Education									
National School Lunch Program	10.555	362	7/1/16-6/30/17	N/A	23,507	23,507	-	-	-
National School Breakfast Program	10.553	365	7/1/16-6/30/17	N/A	4,464	4,464	-	-	-
National School Lunch Program	10.555	362	7/1/17-6/30/18	N/A	-	638,829	659,812	20,983	659,812
National School Breakfast Program	10.553	365	7/1/17-6/30/18	N/A	-	85,502	89,761	4,259	89,761
Passed through the PA Dept. of Agriculture									
Value of USDA Commodities	10.555		7/1/16-6/30/17		(13,552)	-	13,552	-	13,552
Value of USDA Commodities	10.555		7/1/17-6/30/18		-	92,679	87,019	(5,660)	87,019
TOTAL U.S. DEPT OF AGRICULTURE					<u>14,419</u>	<u>844,981</u>	<u>850,144</u>	<u>19,582</u>	<u>850,144</u>
TOTAL FEDERAL AWARDS					<u>2,365,410</u>	<u>(43,338)</u>	<u>2,274,606</u>	<u>2,401,617</u>	<u>83,673</u>
CERTAIN STATE GRANTS									
STATE GRANTOR/PROGRAM TITLE									
Food Nutrition Service	N/A	510	7/1/16-6/30/17	N/A	1,220	1,220	-	-	-
Food Nutrition Service	N/A	511	7/1/16-6/30/17	N/A	252	252	-	-	-
Food Nutrition Service	N/A	510	7/1/17-6/30/18	N/A	-	32,145	33,199	1,054	33,199
Food Nutrition Service	N/A	511	7/1/17-6/30/18	N/A	-	4,635	4,864	229	4,864
TOTAL CERTAIN STATE GRANTS					<u>1,472</u>	<u>38,252</u>	<u>38,063</u>	<u>1,283</u>	<u>38,063</u>
TOTAL FEDERAL AWARDS AND CERTAIN STATE GRANTS				<u>\$ 2,365,410</u>	<u>\$ (41,866)</u>	<u>\$ 2,312,858</u>	<u>\$ 2,439,680</u>	<u>\$ 84,956</u>	<u>\$ 2,439,680</u>

INTERBORO SCHOOL DISTRICT

NOTES TO SCHEDULE OF EXPENDITURES OF FEDERAL AWARDS AND CERTAIN STATE GRANTS

FOR THE YEAR ENDED JUNE 30, 2018

1. BASIS OF PRESENTATION

The accompanying schedule of expenditures of federal awards and certain state grants (the Schedule) includes the federal award activity of INTERBORO SCHOOL DISTRICT under programs of the federal government for the year ended June 30, 2018. The information in this Schedule is presented in accordance with the requirements of Title 2 U.S. *Code of Federal Regulations* Part 200, *Uniform Administrative Requirements, Cost Principles, and Audit Requirements for Federal Awards* (Uniform Guidance). Because the Schedule presents only a selected portion of the operations of INTERBORO SCHOOL DISTRICT, it is not intended to and does not present the financial position, changes in net assets, or cash flows of INTERBORO SCHOOL DISTRICT.

2. SUMMARY OF SIGNIFICANT ACCOUNTING POLICIES

Expenditures reported on the Schedule are reported on the accrual basis of accounting. Such expenditures are recognized following the cost principles contained in the Uniform Guidance and/or OMB Circular A-87, *Cost Principles for State, Local, and Indian Tribal Governments*) wherein certain types of expenditures are not allowable or are limited as to reimbursement.

3. INDIRECT COST RATE

INTERBORO SCHOOL DISTRICT has elected not to use the 10% de minimis indirect cost rate allowed under the Uniform Guidance.

4. FOOD DISTRIBUTION

Non-monetary assistance is reported in the schedule at the fair market value of the commodities received and disbursed.

5. SUBRECIPIENTS

The district does not pass-through any grants to subrecipients.

INTERBORO SCHOOL DISTRICT
SUMMARY SCHEDULE OF PRIOR AUDIT FINDINGS
FOR THE YEAR ENDED JUNE 30, 2018

FINDINGS – MAJOR FEDEAL AWARD PROGRAMS AUDIT

2017-001 Keystone to Opportunity Grant-CFDA No. 84.371c-Year ended June 30, 2017

Condition: Expenditures were charged to Year 5 of the award that were before the approved start date.

Recommendation: We recommend that the district develop a system to track the period of performance for all federal grants.

Current Status: The recommendation was adopted. No similar findings were noted in the June 30, 2018 audit.



INDEPENDENT AUDITOR'S REPORT ON INTERNAL CONTROL OVER
FINANCIAL REPORTING AND ON COMPLIANCE AND OTHER MATTERS BASED
ON AN AUDIT OF FINANCIAL STATEMENTS PERFORMED IN ACCORDANCE WITH
GOVERNMENT AUDITING STANDARDS

To the Board of School Directors
INTERBORO SCHOOL DISTRICT
Prospect Park, Pennsylvania

We have audited, in accordance with auditing standards generally accepted in the United States of America and the standards applicable to financial audits contained in *Government Auditing Standards*, issued by the Comptroller General of the United States, the financial statements of the governmental activities, the business-type activities, each major fund, and the aggregate remaining fund information of INTERBORO SCHOOL DISTRICT as of and for the year ended June 30, 2018, and the related notes to the financial statements, which collectively comprise INTERBORO SCHOOL DISTRICT's basic financial statements and have issued our report thereon dated February 4, 2019.

Internal Control Over Financial Reporting

In planning and performing our audit of the financial statements, we considered INTERBORO SCHOOL DISTRICT's internal control over financial reporting (internal control) to determine the audit procedures that are appropriate in the circumstances for the purpose of expressing our opinions on the financial statements, but not for the purpose of expressing an opinion on the effectiveness of INTERBORO SCHOOL DISTRICT's internal control. Accordingly, we do not express an opinion on the effectiveness of the INTERBORO SCHOOL DISTRICT's internal control.

A deficiency in internal control exists when the design or operation of a control does not allow management or employees, in the normal course of performing their assigned functions, to prevent, or detect and correct misstatements on a timely basis. *A material weakness* is a deficiency, or combination of deficiencies, in internal control such that there is a reasonable possibility that a material misstatement of the entity's financial statements will not be prevented, or detected and corrected on a timely basis. *A significant deficiency* is a deficiency, or a combination of deficiencies, in internal control that is less severe than a material weakness, yet important enough to merit attention by those charged with governance.

Our consideration of internal control was for the limited purpose described in the first paragraph of this section and was not designed to identify all deficiencies in internal control that might be

material weaknesses or, significant deficiencies. Given these limitations, during our audit we did not identify any deficiencies in internal control that we consider to be material weaknesses. However, material weaknesses may exist that have not been identified.

Compliance and Other Matters

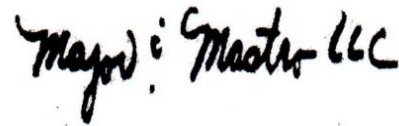
As part of obtaining reasonable assurance about whether INTERBORO SCHOOL DISTRICT's financial statements are free from material misstatement, we performed tests of its compliance with certain provisions of laws, regulations, contracts and grant agreements, noncompliance with which could have a direct and material effect on the determination of financial statement amounts. However, providing an opinion on compliance with those provisions was not an objective of our audit, and accordingly, we do not express such an opinion. The results of our tests disclosed no instances of noncompliance or other matters that are required to be reported under *Government Auditing Standards*.

Purpose of this Report

The purpose of this report is solely to describe the scope of our testing of internal control and compliance and the results of that testing, and not to provide an opinion on the effectiveness of the entity's internal control or on compliance. This report is an integral part of an audit performed in accordance with *Government Auditing Standards* in considering the entity's internal control and compliance. Accordingly, this communication is not suitable for any other purpose.

February 4, 2019

MAJOR & MASTRO, LLC
Montgomeryville, Pennsylvania
Certified Public Accountants

A handwritten signature in black ink that reads "Major & Mastro LLC". The signature is written in a cursive, slightly slanted style.



INDEPENDENT AUDITOR'S REPORT ON COMPLIANCE FOR EACH MAJOR
PROGRAM AND ON INTERNAL CONTROL OVER COMPLIANCE
REQUIRED BY THE UNIFORM GUIDANCE

To the Board of School Directors
INTERBORO SCHOOL DISTRICT
Prospect Park, Pennsylvania

Report on Compliance for Each Major Federal Program

We have audited INTERBORO SCHOOL DISTRICT's compliance with the types of compliance requirements described in the *OMB Compliance Supplement* that could have a direct and material effect on each of INTERBORO SCHOOL DISTRICT's major federal programs for the year ended June 30, 2018. INTERBORO SCHOOL DISTRICT's major federal programs are identified in the summary of auditor's results section of the accompanying schedule of findings and questioned costs.

Management's Responsibility

Management is responsible for compliance with federal statutes, regulations, and the terms and conditions of its federal awards applicable to its federal programs.

Auditor's Responsibility

Our responsibility is to express an opinion on compliance for each of INTERBORO SCHOOL DISTRICT's major federal programs based on our audit of the types of compliance requirements referred to above. We conducted our audit of compliance in accordance with auditing standards generally accepted in the United States of America; the standards applicable to financial audits contained in *Government Auditing Standards*, issued by the Comptroller General of the United States; and the audit requirements of Title 2 U.S. *Code of Federal Regulations* Part 200, *Uniform Administrative Requirements, Cost Principles, and Audit Requirements for Federal Awards* (Uniform Guidance). Those standards and the Uniform Guidance require that we plan and perform the audit to obtain reasonable assurance about whether noncompliance with the types of compliance requirements referred to above that could have a direct and material effect on a major federal program occurred. An audit includes examining, on a test basis, evidence about INTERBORO SCHOOL DISTRICT's compliance with those requirements and performing such other procedures as we considered necessary in the circumstances.

We believe that our audit provides a reasonable basis for our opinion on compliance for each major federal program. However, our audit does not provide a legal determination of INTERBORO SCHOOL DISTRICT's compliance.

Opinion on Each Major Federal Program

In our opinion, INTERBORO SCHOOL DISTRICT complied, in all material respects, with the types of compliance requirements referred to above that could have a direct and material effect on each of its major federal programs for the year ended June 30, 2018.

Report on Internal Control Over Compliance

Management of INTERBORO SCHOOL DISTRICT, is responsible for establishing and maintaining effective internal control over compliance with the types of compliance requirements referred to above. In planning and performing our audit of compliance, we considered INTERBORO SCHOOL DISTRICT's internal control over compliance with the types of requirements that could have a direct and material effect on each major federal program to determine the auditing procedures that are appropriate in the circumstances for the purpose of expressing an opinion on compliance for each major federal program and to test and report on internal control over compliance in accordance with the Uniform Guidance, but not for the purpose of expressing an opinion on the effectiveness of internal control over compliance. Accordingly, we do not express an opinion on the effectiveness of INTERBORO SCHOOL DISTRICT's internal control over compliance.

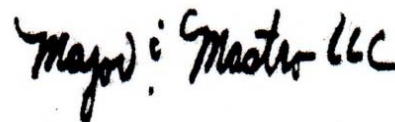
A deficiency in internal control over compliance exists when the design or operation of a control over compliance does not allow management or employees, in the normal course of performing their assigned functions, to prevent, or detect and correct, noncompliance with a type of compliance requirement of a federal program on a timely basis. A *material weakness in internal control over compliance* is a deficiency, or combination of deficiencies, in internal control over compliance, such that there is a reasonable possibility that material noncompliance with a type of compliance requirement of a federal program will not be prevented, or detected and corrected, on a timely basis. A *significant deficiency in internal control over compliance* is a deficiency, or a combination of deficiencies, in internal control over compliance with a type of compliance requirement of a federal program that is less severe than a material weakness in internal control over compliance, yet important enough to merit attention by those charged with governance.

Our consideration of internal control over compliance was for the limited purpose described in the first paragraph of this section and was not designed to identify all deficiencies in internal control over compliance that might be material weaknesses or significant deficiencies. We did not identify any deficiencies in internal control over compliance that we consider to be material weaknesses. However, material weaknesses may exist that have not been identified.

The purpose of this report on internal control over compliance is solely to describe the scope of our testing of internal control over compliance and the results of that testing based on the requirements of the Uniform Guidance. Accordingly, this report is not suitable for any other purpose.

February 4, 2019

MAJOR & MASTRO, LLC
Montgomeryville, Pennsylvania
Certified Public Accountants



INTERBORO SCHOOL DISTRICT

SCHEDULE OF FINDINGS AND QUESTIONED COSTS

FOR THE YEAR ENDED JUNE 30, 2018

A. SUMMARY OF AUDIT RESULTS

1. The auditor’s report expresses an unmodified opinion on whether the financial statements of INTERBORO SCHOOL DISTRICT were prepared in accordance with GAAP.
2. No significant deficiencies or material weaknesses relating to the audit of the financial statements are reported in the Independent Auditor’s Report on Internal Control over Financial Reporting and on Compliance and Other Matters Based on an Audit of Financial Statements Performed in Accordance with *Government Auditing Standards*.
3. No instances of noncompliance material to the financial statements of INTERBORO SCHOOL DISTRICT which would be required to be reported in accordance with *Government Auditing Standards* were disclosed during the audit.
4. No significant deficiencies in internal control over major federal award programs are reported in the Independent Auditor’s Report on Compliance for each Major Program and on Internal Control over Compliance in Accordance with the Uniform Guidance.
5. Independent Auditor’s Report on Compliance for each Major Program and on Internal Control over Compliance in Accordance with the Uniform Guidance expresses an unmodified opinion on all major federal programs.
6. No audit findings were disclosed relating to major programs that are that are required to be reported under 2 CFR section 200.516(a).
7. The programs tested as major programs include:

Child Nutrition Cluster	10.555
IDEA Cluster	84.027

INTERBORO SCHOOL DISTRICT

SCHEDULE OF FINDINGS AND QUESTIONED COSTS, continued

FOR THE YEAR ENDED JUNE 30, 2018

8. The threshold for distinguishing Types A and B programs was \$750,000.
9. INTERBORO SCHOOL DISTRICT did not qualify as a low-risk auditee.

B. FINDINGS - FINANCIAL STATEMENTS AUDIT

None

C. FINDINGS AND QUESTIONED COSTS - MAJOR FEDERAL AWARD PROGRAMS AUDIT.

None